



Northern Idaho

March 2012

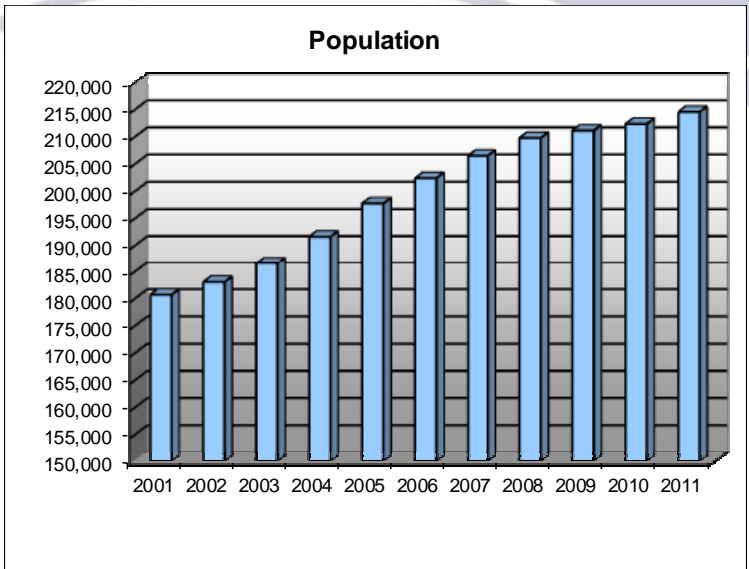
Work Force Trends

Population

With its stunning scenery, great fishing and hunting opportunities and pleasant lifestyle, the Panhandle has attracted thousands of new residents since the early 1970s. Over the last few decades, many retirees have chosen to move to the region, joined by many workers during periods of job growth.

While the U.S. population grew 9.5 percent between 2000 and 2010, Idaho's population grew twice as fast – 21 percent – but the Panhandle grew at a lesser rate – 19 percent to 212,393. Kootenai County's population grew 27 percent to 138,494; Bonner County 11 percent to 40,877, Boundary County 11 percent to 10,972 and Benewah County 1 percent to 9,285. Shoshone County's population fell 7 percent to 12,765.

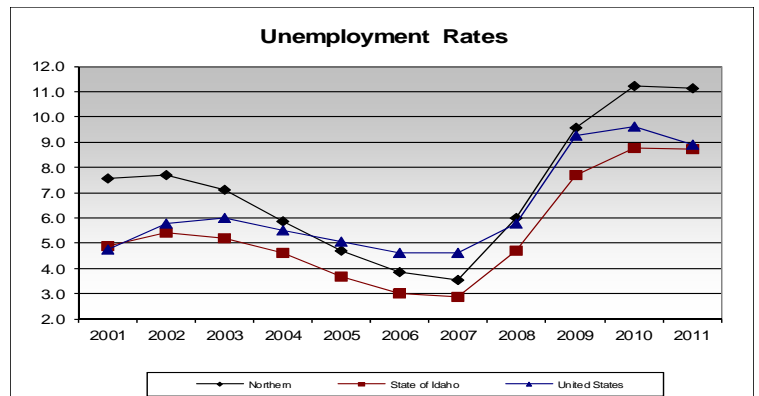
The largest cities are Coeur d'Alene at 44,137, Post Falls at 27,574, Hayden at 13,294, Sandpoint at 7,365, Rathdrum at 6,826, Bonners Ferry at 2,543, St. Maries at 2,402, Dalton Gardens at 2,335, Kellogg at 2,120 and Priest River at 1,751.



Labor Force & Employment

The Panhandle economy has traditionally relied on natural resource – forest products, mining and agriculture. Over the last 25 years, it has successfully diversified and grown. Today, a variety of manufacturing operations, health care and tourism are major drivers of the region's economy. In addition, five large call centers and several corporate headquarters provide hundreds of jobs. Rapid population growth also bolstered construction, retail, services and health care over the last 10 years.

After four years of remarkable job growth, the Panhandle's unemployment rate fell to a record low 2.8 percent in July 2007. Since then, U.S. housing starts have fallen to a 25-year low, resulting in the loss of 1,000 logging and mill jobs. Many other sectors also experienced job



losses in the recession. Unemployment peaked in the Panhandle at 14.5 percent in August 2010. The last time it was that high was the latter months of 2009 and March 1987.

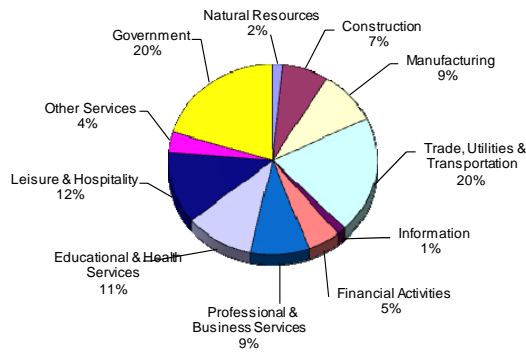
Despite the slowdown, most manufacturers have held their own. In the last 20 years, dozens of manufacturers have moved from California to the Panhandle for its low business costs and excellent business climate.

Tourism plays a major role in the Panhandle. Its largest employers are the Coeur d'Alene Resort, the casino hotels of the Kootenai and Coeur d'Alene Tribes, Schweitzer and Silver Mountain ski resorts and Silverwood Theme Park.

Labor Force	Feb 11	Feb 12
Civilian Labor Force	106,248	108,299
Total Employment	95,647	98,708
Unemployed	10,601	9,591
Panhandle Idaho % Unemployed	10.0	8.9
State of Idaho % Unemployed	8.8	8.0
U.S. % Unemployed	9.0	8.3

Labor Force	2001	2002	2003	2004	2005	2006	2007	2008	2009	2010	2011
Civilian Labor Force	91,227	92,238	93,410	96,026	100,228	101,766	104,317	106,449	105,622	107,182	107,319
Unemployment	6,892	7,116	6,662	5,656	4,716	3,907	3,696	6,371	10,095	12,028	11,941
% of Labor Force Unemployed	7.6	7.7	7.1	5.9	4.7	3.8	3.5	6.0	9.6	11.2	11.1
Employment	84,335	85,123	86,748	90,370	95,512	97,859	100,621	100,078	95,527	95,154	95,378

Nonfarm Payroll Jobs for 2010



Covered Employment & Wages

A favorable business climate and growing customer base help Panhandle businesses prosper. The number of private-sector employers grew 9 percent from 7,334 in 2005 to 7,976 in 2008. Growth statewide was 10 percent. The Panhandle lost 500 employers to the recession from 2008 to 2010.

The number of professional and business services employers increased by over 100, or 16 percent while construction employment declined 5 percent to 1,403 in 2010. Company management posted the largest percentage increase at 36 percent. Administrative and support services were up 15 percent to 372. Educational services rose 37 percent while lodging, recreation and tourism grew 23 percent. Health care and social assistance employers grew 7 percent.

In addition to private-sector employers, the region has 93 federal, 70 state and 242 local government agencies, including five community hospitals and 12 involving the Kootenai and Coeur d'Alene Indian tribes.

Major Employers

Bonner General Hospital	Idaho Forest Group
Center Partners	Kimball Office
Coeur d'Alene Tribe	Kootenai Health
Coldwater Creek	Litehouse
Dave Smith Motors	North Idaho College
Esterline Advanced Input Systems	Quest Aircraft
Hagadone Corporation	Silverwood
Hecla Mining	U.S. Bank

Occupational Wages*

Starting Wage

Bookkeeper	\$9.00
Cashier	\$7.00
Child Care Worker	\$6.60
Computer Technician	\$9.00
Construction Laborer	\$9.50
Customer Service Rep	\$9.00
Dental Assitant	\$12.00
Janitor & Cleaner	\$10.00
Laborer & Material Handler	\$9.00
Office Clerk	\$9.00
Registered Nurse	\$20.00
Salesperson, Retail	\$7.00
Secretary	\$12.00
Teacher	\$15.00
Truck Drivers, Heavy	\$17.00

- Additional occupational wage data can be found on the Idaho Department of Labor website at

Covered Employment & Average Annual Wages Per Job for 2000, 2009 & 2010	2000		2009		2010	
	Average Employment	Average Wages	Average Employment	Average Wages	Average Employment	Average Wages
Total Covered Wages	65,900	\$24,114	76,933	\$31,287	75,220	\$31,751
Agriculture	1,596	\$26,877	1,044	\$32,646	950	\$34,021
Mining	937	\$43,236	792	\$64,563	807	\$85,146
Construction	4,662	\$27,112	5,582	\$34,527	4,710	\$33,416
Manufacturing	7,205	\$30,893	7,141	\$36,152	6,846	\$37,058
Trade, Utilities & Transportation	13,598	\$23,218	15,330	\$29,964	15,160	\$30,072
Information	1,442	\$28,921	1,059	\$41,317	928	\$42,465
Financial Activities	2,458	\$28,320	3,802	\$38,334	3,718	\$39,071
Professional and Business Services	5,096	\$25,550	7,107	\$33,468	7,361	\$34,036
Educational and Health Services	5,603	\$22,880	8,244	\$30,919	8,471	\$30,959
Leisure and Hospitality	8,940	\$10,955	9,625	\$14,105	9,336	\$14,473
Other Services	1,656	\$18,071	1,822	\$22,540	1,759	\$22,666
Government	12,499	\$26,981	15,384	\$35,910	15,174	\$36,105

Per Capita Income	2000	2001	2002	2003	2004	2005	2006	2007	2008	2009
Panhandle Idaho	\$22,272	\$23,271	\$23,524	\$24,345	\$26,127	\$27,763	\$29,586	\$31,065	\$31,639	\$31,057
State of Idaho	\$24,683	\$25,642	\$26,007	\$26,438	\$28,414	\$29,594	\$31,585	\$32,734	\$33,062	\$31,857
United States	\$30,318	\$31,145	\$31,461	\$32,271	\$33,881	\$35,424	\$37,698	\$39,461	\$40,674	\$39,635

Information provided by U.S. Census Bureau