



Nez Perce County

April 2012

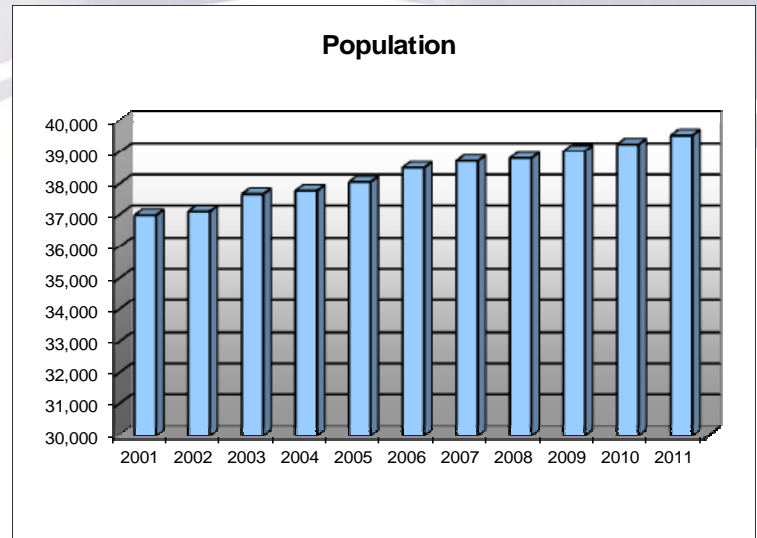
Work Force Trends

Population

Nez Perce County's population grew 7 percent from 36,999 in 2001 to 39,543 in 2011 while the U.S. population increased 9 percent and Idaho's population was up 20 percent. Slow job growth reduced migration into the county while an aging population reduced the birth rate.

Nez Perce is closely tied to Asotin County, Wash. Many Asotin County residents, especially Clarkston residents, work in Lewiston. Asotin County grew 7 percent from 20,447 in 2001 to 21,933 in 2011.

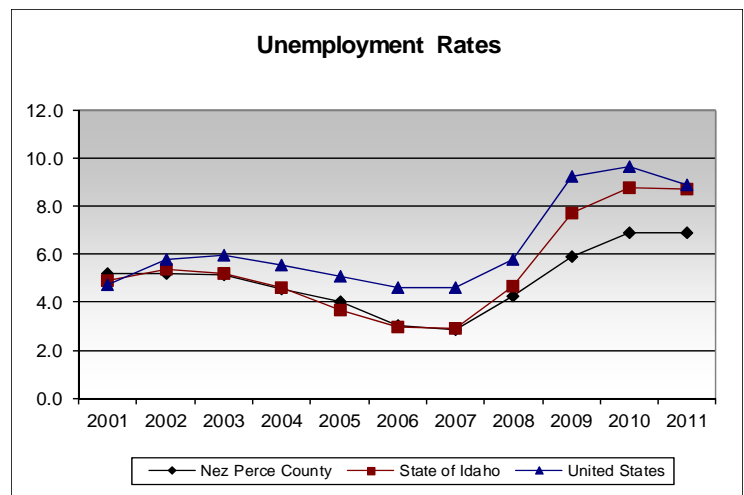
The Nez Perce County seat, Lewiston, had a 2010 population of 31,984. The population in Lapwai was 1,137, in Culdesac 380 and in Peck 197.



Labor Force & Employment

Nez Perce County is a regional hub for retail, health care, media, government and transportation. Lewiston has the largest of the two airports, offering regular passenger service in north central Idaho. It also is Idaho's only seaport. Barges regularly travel the Snake and Columbia rivers from Lewiston to the ocean. Asotin, Clearwater, Columbia, Idaho and Lewis counties rely on the Lewiston area for goods and services unavailable locally. In addition, many residents of neighboring counties work in the Lewiston area.

Lewiston is home to Lewis-Clark State College, a four-year school also offering professional-technical training programs. Its fall 2010 enrollment soared to 4,300 students. Nez Perce County's largest employer is Clearwater Paper Inc., whose 1,350 employees make tissue and paperboard. ATK's bullet factory in Lewiston employs about 1,100 people. St. Joseph's Regional



Medical Center, the heart of Lewiston's bustling medical community, employs 900 while Regence BlueShield's center in Lewiston and Lewis-Clark State College each employ 600. The Nez Perce Tribe employs 500 at its Lapwai headquarters and another 220 at its casino resort near Lewiston.

The downturn hampered retail, tourism, trucking and construction in the last three years. Things are slowly turning around. A big boost comes from the January 2012 opening of the Schweitzer Engineering Laboratories plant in Lewiston, which employs nearly 250.

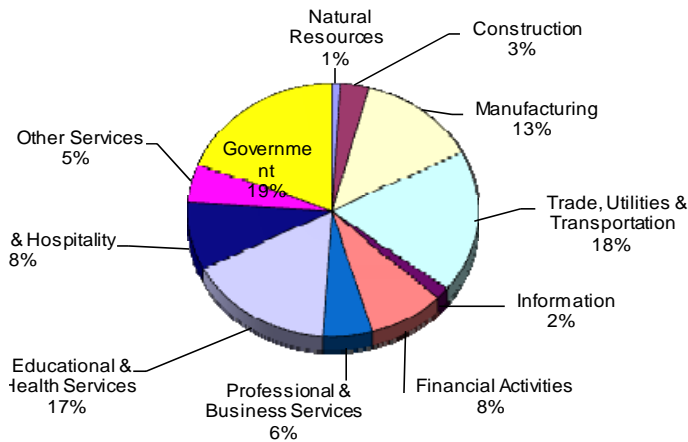
Labor Force	Mar 11	Mar 12
Civilian Labor Force	19,176	19,320
Total Employment	17,859	17,589
Unemployed	1,317	1,255
% of Labor Force Unemployed	6.9	6.5
State of Idaho % Unemployed	8.7	7.9
U.S. % Unemployed	8.9	8.2

Labor Force	2001	2002	2003	2004	2005	2006	2007	2008	2009	2010	2011
Civilian Labor Force	19,610	19,366	19,147	18,689	19,096	18,830	18,978	18,653	18,596	19,006	19,120
Unemployment	1,024	1,002	981	847	772	574	538	796	1,101	1,311	1,323
% of Labor Force Unemployed	5.2	5.2	5.1	4.5	4.0	3.0	2.8	4.3	5.9	6.9	6.9
Employment	18,585	18,364	18,166	17,842	18,324	18,256	18,440	17,857	17,494	17,695	17,797

Prepared by Kathryn Tacke, Regional Economist, Idaho Department of Labor • 1158 Idaho St., Lewiston, Idaho 83501

Phone: (208) 799-5000 ext. 3984 • email: Kathryn.Tacke@labor.idaho.gov • Labor Market Information website: lmi.idaho.gov

Nonfarm Payroll Jobs for 2010



Major Employers
ATK Inc. (ammunition manufacturer)
City of Lewiston
Clearwater Paper Inc.
Lewis-Clark State College
Lewiston Independent School District 1
Life Care Center of Lewiston
Nez Perce County
Nez Perce Tribe (including casino resort)
Northwest Children's Home Inc.
Regence BlueShield (insurance)
St. Joseph's Regional Medical Center
Swift Transportation Company

Occupational Wages*	Starting Pay
Accountants	\$19.30
Assemblers	\$9.40
Bookkeepers	\$12.50
Carpenters, Journey-Level	\$15.30
Cashiers	\$7.80
Computer Technicians	\$14.40
Customer Service Representatives	\$10.30
Dental & Health Care Assistants	\$11.60
Janitors	\$8.40
Nurses, Registered	\$22.20
Salespersons, Retail	\$9.20
Secretaries	\$10.70
Truck Drivers, Heavy	\$14.90

Economic Development

Valley Vision is a nonprofit organization fostering the economic development of the Lewis-Clark Valley. Valley Vision concentrates its recruiting efforts on projects that contribute to economic diversification and increased household earnings.

Another major player is the 3,500-member Nez Perce Tribe, headquartered in Lapwai. The tribe also plays a role in development of Clearwater, Idaho and Lewis counties.

* Additional occupational wage data can be found on the Idaho Department of Labor website at lmi.idaho.gov.

Covered Employment & Average Annual Wages Per Job for 2000, 2009 & 2010	2000		2009		2010	
	Average Employment	Average Wages	Average Employment	Average Wages	Average Employment	Average Wages
Total Covered Wages	21,045	\$27,864	20,194	\$33,857	20,057	\$34,865
Agriculture	227	\$38,936	184	\$42,462	218	\$45,362
Mining	98	\$31,282	84	\$57,262	75	\$57,826
Construction	787	\$29,927	703	\$37,875	676	\$40,113
Manufacturing	2,980	\$40,074	2,597	\$48,971	2,792	\$48,861
Trade, Utilities and Transportation	4,628	\$22,810	4,208	\$28,508	3,826	\$29,597
Information	354	\$24,479	346	\$28,483	339	\$28,593
Financial Activities	1,280	\$30,413	1,408	\$39,472	1,368	\$39,323
Professional and Business Services	1,267	\$47,361	1,185	\$44,328	1,167	\$49,204
Educational and Health Services	2,844	\$27,837	3,400	\$32,875	3,465	\$32,829
Leisure and Hospitality	1,943	\$10,719	1,762	\$12,240	1,797	\$12,742
Other Services	787	\$18,071	522	\$20,692	548	\$24,484
Government	3,088	\$28,204	3,796	\$35,636	3,786	\$36,266

Per Capita Income	2000	2001	2002	2003	2004	2005	2006	2007	2008	2009
Nez Perce County	\$25,677	\$26,845	\$26,736	\$27,405	\$28,830	\$29,676	\$30,989	\$33,209	\$34,790	\$34,215
State of Idaho	\$24,683	\$25,642	\$26,007	\$26,438	\$28,414	\$29,594	\$31,585	\$32,734	\$33,062	\$31,857
United States	\$30,318	\$31,145	\$31,461	\$32,271	\$33,881	\$35,424	\$37,698	\$39,461	\$40,674	\$39,635

Information provided by U.S. Census Bureau



This county is served by the office listed below:
 Idaho Department of Labor
 1158 Idaho St.
 Lewiston, ID 83501 Ph: (208) 799-5000

labor.idaho.gov