



Lincoln County

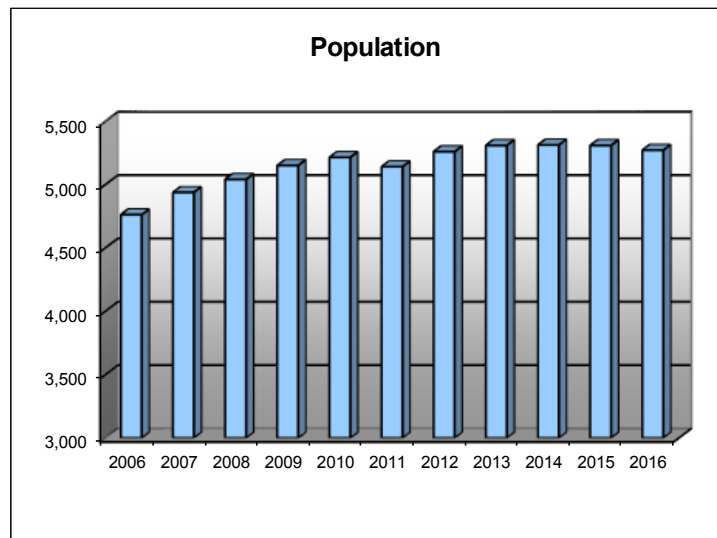
IDAHO
DEPT. OF LABOR

November 2017

Workforce Trends

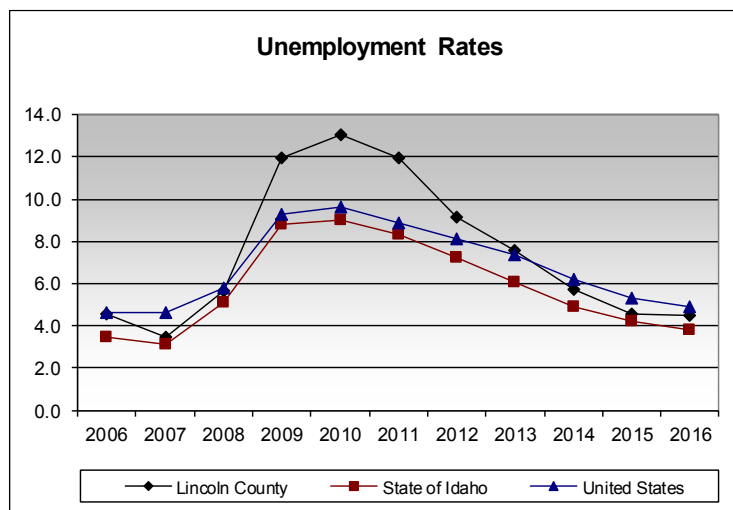
Population

Lincoln County's population has risen 10.7 percent in the last 10 years to 5,271 in 2016, outpacing other counties in the region. The city of Shoshone, considered the gateway to Sun Valley, is the county seat with a population of 1,488. Lincoln County continues to rely on agriculture with several large dairies contributing to the industry's regional growth. Manufacturing was nearly nonexistent prior to Glanbia Food's whey processing plant in Richfield and Rocky Mountain Hardware, which machines high-end brass fixtures and hardware in Shoshone. As a bedroom community to both the Wood River Valley and Jerome/Twin Falls, workers have an easy commute. Affordable housing continues to be an issue in the Wood River Valley resulting in growth of subdivisions and residential construction over the long term. An inventory of building lots exists in Lincoln County following the real estate bubble, leaving a high ownership ratio of 73 percent and low multi-family at 4.4 percent. The average household size is large—3.24.



Labor Force & Employment

Unemployment has been a roller coaster in Lincoln County. The seasonally adjusted rate peaked at 13.1 percent in 2010 from a record low of 3.5 percent in 2007. Since 2010 the unemployment rate has steadily decreased to a low of 4.5 percent in 2015 and 2016. Economic diversification has created new jobs over the last five years, mainly in manufacturing and the services. Dairies have brought stability to a workforce that traditionally sought jobs in seasonal industries such as tourism, landscaping and agriculture. Prior to the recession, retail had been popping up to serve the highway traffic between Twin Falls and the Wood River Valley. Manufacturing jobs are stable and raising area wages. Hay, grains, corn and other crops that can be green chopped for dairy silage are the primary commodities. The U.S. Bureau of Land Management's regional headquarters and the National Interagency Fire Center dis-

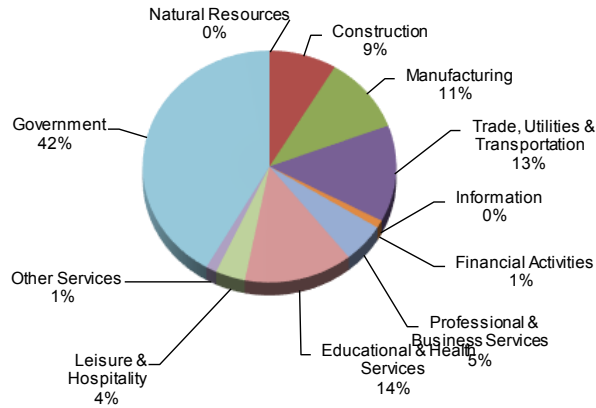


Labor Force	Oct 16	Oct 17
Civilian Labor Force	2,645	2,725
Total Employment	2,544	2,640
Unemployed	101	85
% of Labor Force Unemployed	3.8	3.1
State of Idaho % Unemployed	3.7	2.9
U.S. % Unemployed	4.8	4.1

patch operation are seasonal employers. The Idaho Transportation Department has a sizeable presence in Shoshone. The surrounding small communities all saw interest in new housing prior to the downturn. The county is expected to continue steady growth.

Labor Force	2006	2007	2008	2009	2010	2011	2012	2013	2014	2015	2016
Civilian Labor Force	2,577	2,566	2,571	2,584	2,708	2,680	2,697	2,648	2,606	2,646	2,654
Unemployment	117	89	145	309	354	320	247	201	149	120	119
% of Labor Force Unemployed	4.5	3.5	5.7	12.0	13.1	11.9	9.2	7.6	5.7	4.5	4.5
Employment	2,460	2,476	2,425	2,275	2,355	2,360	2,450	2,447	2,457	2,526	2,535

Nonfarm Payroll Jobs for 2016



Wages & Income

Per capita income in Lincoln County has spiked over the last decade increasing 44 percent, doubling the state and nation's growth. In 2016, Lincoln County' per capita ranked 8th regionally and 29th statewide. Per capita income decreased nearly 1.3 percent in 2016 from 2015. Lincoln's per capita income was ranked 35th in 2009 when milk prices were in the trough.

From 2015 to 2016, Lincoln's average covered employment's wage grew by 2 percent with a three-tenth percent increase in average employment. The outlook is for continued slow but steady growth even with the sustained higher population growth. Wages are expected to remain on the low end, due to the mix of service and ag jobs.

Major Employers

4 Brothers Dairy
AHS of Idaho
Big Wood Canal Company
Desano Place Inc.
Glanbia NA
Idaho Dept of Transportation
Lincoln County Care Center
Rocky Mountain Hardware
Sawtooth Cattle Company LLC
Sweet's Septic & Backhoe Service
U.S. Bureau of Land Management
Valley Co-Op

South Central Idaho Occupational Wages*	Entry Wage	Median Wage
Elementary Teachers	\$30,730	\$45,120
Secondary Teachers	\$35,790	\$43,860
Bookkeepers	\$11.78	\$17.87
Cashiers	\$8.34	\$9.27
Drivers	\$10.97	\$16.75
Cheese Processors	\$12.02	\$16.46
Receptionists	\$9.90	\$12.90
Fire Fighters	\$8.34	\$10.25
Ag workers, farm/ranch animals	\$8.27	\$9.74
Janitors and cleaners	\$8.95	\$12.59
Construction Labor	\$11.08	\$13.64

* Additional occupational wage data can be found on the Idaho Department of Labor website at imi.idaho.gov.

Covered Employment & Average Annual Wages Per Job for 2006, 2015 & 2016	2006		2015		2016	
	Average Employment	Average Wages	Average Employment	Average Wages	Average Employment	Average Wages
Total Covered Wages	1,370	\$27,169	1,492	\$32,691	1,495	\$33,350
Agriculture	206	\$23,598	389	\$34,665	408	\$36,155
Mining	0	\$0	0	\$0	0	\$0
Construction	140	\$26,482	95	\$33,796	88	\$33,981
Manufacturing	103	\$43,246	124	\$51,255	118	\$53,407
Trade, Utilities & Transportation	125	\$18,570	140	\$24,706	145	\$23,705
Information	0	\$0	*	\$0	*	*
Financial Activities	15	\$13,213	12	\$22,074	12	\$27,809
Professional and Business Services	48	\$29,100	70	\$32,734	60	\$32,817
Educational and Health Services	170	\$22,385	170	\$22,308	153	\$24,964
Leisure and Hospitality	53	\$10,682	37	\$11,915	42	\$10,616
Other Services	8	\$22,225	12	\$18,595	15	\$17,040
Government	502	\$31,319	443	\$34,407	456	\$34,255

Per Capita Income	2007	2008	2009	2010	2011	2012	2013	2014	2015	2016
Lincoln County	\$31,134	\$32,319	\$26,045	\$29,459	\$33,616	\$32,308	\$34,068	\$35,672	\$35,010	\$34,543
State of Idaho	\$32,580	\$33,031	\$31,436	\$31,726	\$33,296	\$34,695	\$35,720	\$37,186	\$38,848	\$39,470
United States	\$39,821	\$41,082	\$39,376	\$40,277	\$42,461	\$44,282	\$44,493	\$46,494	\$48,451	\$49,246

Information provided by Bureau of Economic Analysis

This county is served by the office listed below:
 Idaho Department of Labor
 420 Falls Avenue
 Twin Falls, ID 83301 Ph: (208) 735-2500

labor.idaho.gov

IDAHO
 DEPARTMENT OF LABOR
 C.L. "BUTCH" OTTER, GOVERNOR
 KENNETH D. EDMUNDS, DIRECTOR

This publication is produced by the Idaho Department of Labor and is funded at least in part by federal grants from the U.S. Department of Labor. Costs associated with this publication are available upon request. The Idaho Department of Labor is an equal opportunity employer and service provider. Auxiliary aids and services are available upon request to individuals with disabilities. Dial 711 for Idaho Relay Service.