



# Lewis County

January 2018

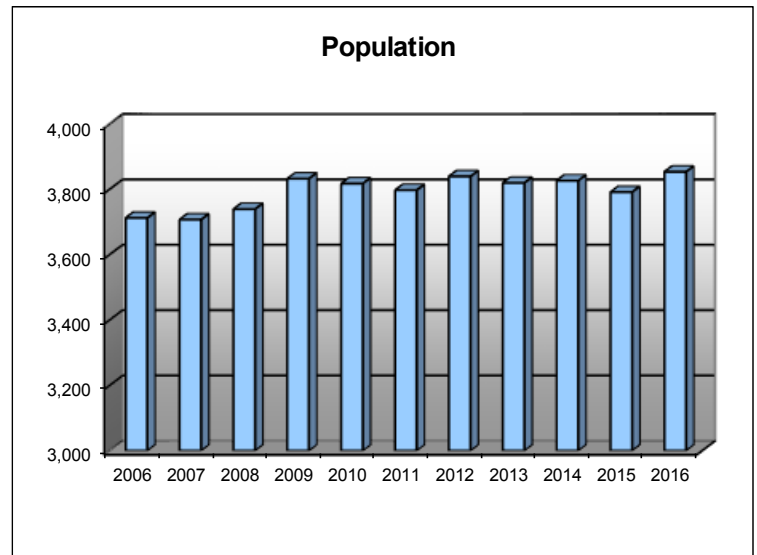
## Workforce Trends

### Population

Lewis County's population grew 4 percent from 3,712 in 2006 to 3,853 in 2016, while U.S. population grew 8 percent and Idaho's population grew 15 percent.

Declining job opportunities in natural resource-based industries caused some young families to move out over the last 20 years. This exodus was partially offset by the influx of retirees looking for rural charm, safety, scenic beauty, and hunting and fishing opportunities. As a result, the county skews older than most counties.

The 2016 populations of the county's incorporated cities were 1,292 in Kamiah, 499 in Craigmont, 474 in Nezperce, 347 in Winchester, and 64 in Reubens.

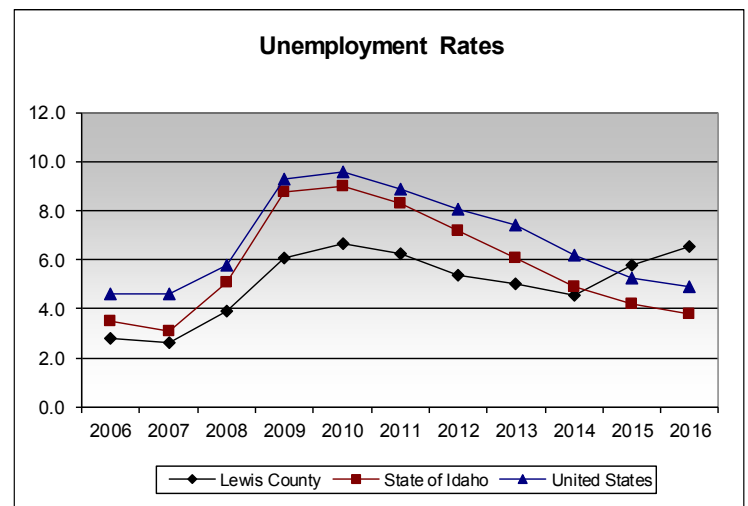


### Labor Force & Employment

Lewis County remains heavily dependent on natural resource, especially agriculture and forest products. Farm income is a major factor in the spending power of county residents. High prices for wheat, cattle and other commodities boosted the local economy a few years ago, but now low prices for wheat and other products are reducing farm incomes and therefore spending by farmers.

Over time the forest products industry has lost jobs, but it remains a major source of employment in several communities. In May 2016, the Blue North Forest Products mill Kamiah, closed, putting 66 people out of work. Today, 120 people work at sawmills and another 70 work in the logging industry.

About 80 people work for other manufacturers. The



Labor Force	Dec 16	Dec 17
Civilian Labor Force	1,619	1,599
Total Employment	1,517	1,518
Unemployed	102	81
% of Labor Force Unemployed	6.3	5.1
State of Idaho % Unemployed	3.6	2.9
U.S. % Unemployed	4.7	4.1

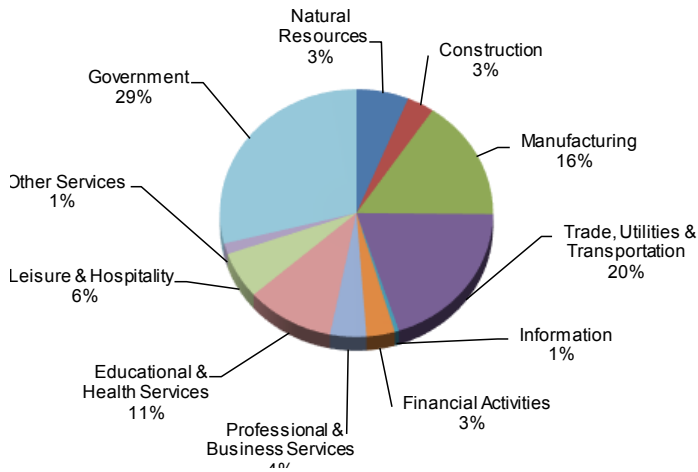
largest is Hillco Technologies, a Nezperce company making equipment to keep farm combines level.

The county's tourism industry remains small. Public lands including Winchester State Park provide recreational opportunities, attracting tourists and potential residents.

Two years ago, the Nez Perce-Clearwater National Forests opened their headquarters in Kamiah.

Labor Force	2006	2007	2008	2009	2010	2011	2012	2013	2014	2015	2016
Civilian Labor Force	1,732	1,703	1,688	1,779	1,571	1,554	1,596	1,612	1,597	1,595	1,616
Unemployment	48	45	66	108	105	97	86	81	73	92	105
% of Labor Force Unemployed	2.8	2.6	3.9	6.1	6.7	6.3	5.4	5.0	4.6	5.8	6.5
Employment	1,684	1,658	1,622	1,671	1,466	1,457	1,510	1,531	1,524	1,503	1,510

## Nonfarm Payroll Jobs for 2016



## Economic Development

Ida-Lew Economic Development Council is a non-profit organization recruiting new businesses, assisting existing businesses, promoting infrastructure investment to sustain long-term economic growth and strengthening and diversifying the economies of Lewis and Idaho counties.

The Nez Perce Tribe also plays a major role in economic and community development in parts of Lewis, Clearwater and Nez Perce counties.

## Major Employers

Cloningers Harvest Foods (grocery)
Flying B Ranch (tourism)
Highland Joint School District 305
Hillco Technologies (farm equip. manufacturer)
It'se-Ye-Ye Casino (Nez Perce Tribe)
Kamiah Joint School District 304
Kamiah Mill
Lewis County
Nezperce Joint School District 302
Seeds Inc.

North Central Idaho Occupational Wages*	Entry Wage	Median Wage
Agricultural Workers	\$10.66	\$13.06
Team Assemblers**	\$10.35	\$13.20
Bookkeepers	\$12.68	\$18.39
Carpenters	\$14.45	\$21.00
Cashiers	\$8.23	\$9.23
Cooks, Restaurant	\$10.17	\$11.43
Janitors	\$8.36	\$10.81
Laborers, Construction	\$12.38	\$17.09
Nurses, Registered	\$24.20	\$28.90
Salespersons, Retail	\$8.42	\$11.11
Secretaries	\$10.29	\$13.24
Elementary School Teachers	\$30,632	\$48,573
Secondary School Teachers	\$25,646	\$45,493
Truck Drivers, Heavy	\$15.14	\$18.48

\*Additional occupational wage data can be found on the Idaho Department of Labor website at [lmi.idaho.gov](http://lmi.idaho.gov).  
\*\* Northern Idaho wages

Covered Employment & Average Annual Wages Per Job for 2006, 2015 & 2016	2006		2015		2016	
	Average Employment	Average Wages	Average Employment	Average Wages	Average Employment	Average Wages
<b>Total Covered Wages</b>	1,340	\$23,246	1,601	\$30,222	1,597	\$30,770
<b>Agriculture</b>	132	\$24,582	140	\$41,628	149	\$41,027
<b>Mining</b>	*	*	*	*	*	*
<b>Construction</b>	51	\$21,281	45	\$29,629	46	\$27,078
<b>Manufacturing</b>	125	\$30,759	285	\$35,286	247	\$37,595
<b>Trade, Utilities &amp; Transportation</b>	329	\$20,718	316	\$29,530	304	\$29,443
<b>Information</b>	*	*	8	\$33,066	8	\$30,034
<b>Financial Activities</b>	50	\$21,888	51	\$45,803	51	\$56,694
<b>Professional and Business Services</b>	*	*	*	*	*	*
<b>Educational and Health Services</b>	66	\$20,889	158	\$14,411	160	\$14,860
<b>Leisure and Hospitality</b>	81	\$9,500	84	\$9,561	91	\$10,106
<b>Other Services</b>	23	\$23,663	28	\$15,972	21	\$19,014
<b>Government</b>	452	\$25,681	430	\$31,173	451	\$30,639

Per Capita Income	2007	2008	2009	2010	2011	2012	2013	2014	2015	2016
<b>Lewis County</b>	\$35,049	\$40,492	\$38,189	\$43,664	\$45,636	\$44,591	\$47,394	\$43,450	\$47,118	\$46,986
<b>State of Idaho</b>	\$32,580	\$33,031	\$31,436	\$31,726	\$33,296	\$34,695	\$35,720	\$37,186	\$38,848	\$39,470
<b>United States</b>	\$39,821	\$41,082	\$39,376	\$40,277	\$42,461	\$44,282	\$44,493	\$46,494	\$48,451	\$49,246

Information provided by Bureau of Economic Analysis

**IDAHO**  
DEPARTMENT OF LABOR  
C.L. "BUTCH" OTTER, GOVERNOR  
KENNETH D. EDMUNDS, DIRECTOR

This county is served by the office listed below:  
Idaho Department of Labor  
305 N. State St.  
Grangeville, ID 83530-0550 Ph: (208) 983-0440

[labor.idaho.gov](http://labor.idaho.gov)

This publication is produced by the Idaho Department of Labor and is funded at least in part by federal grants from the U.S. Department of Labor. Costs associated with this publication are available upon request. The Idaho Department of Labor is an equal opportunity employer and service provider. Auxiliary aids and services are available upon request to individuals with disabilities. Dial 711 for Idaho Relay Service.