



Kootenai County

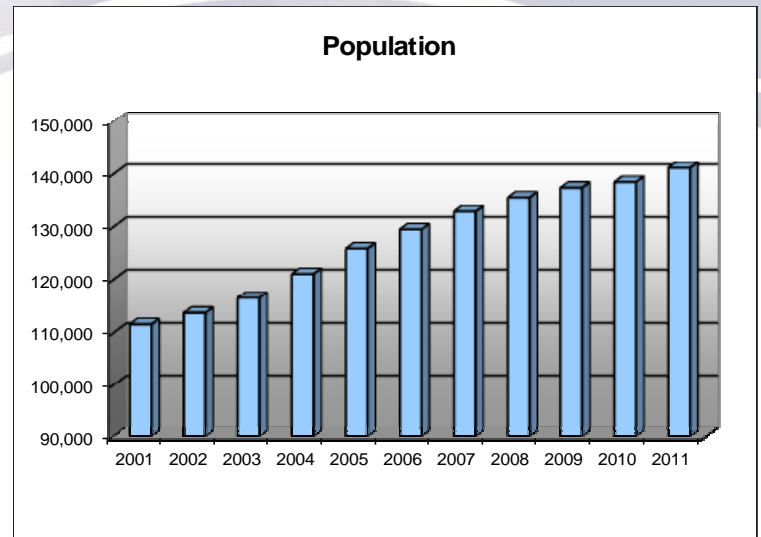
April 2012

Work Force Trends

Population

Kootenai County has experienced exceptionally strong population growth since the 1970s. From 2000 to 2010, its population grew 27 percent from 108,685 to 138,494 while Idaho's population grew 20 percent and the U.S. population grew 9.5 percent. The county's spectacular scenery, outdoor recreational opportunities, proximity to urban amenities and high quality of life continue to draw new residents. Strong population growth shapes many aspects of its economy.

The county seat, Coeur d'Alene, had a population of 44,137 in 2010. The populations of the larger cities include 27,574 in Post Falls, 13,294 in Hayden and 6,826 in Rathdrum. The county is closely tied to neighboring Spokane County, Wash., with a population of 471,852.

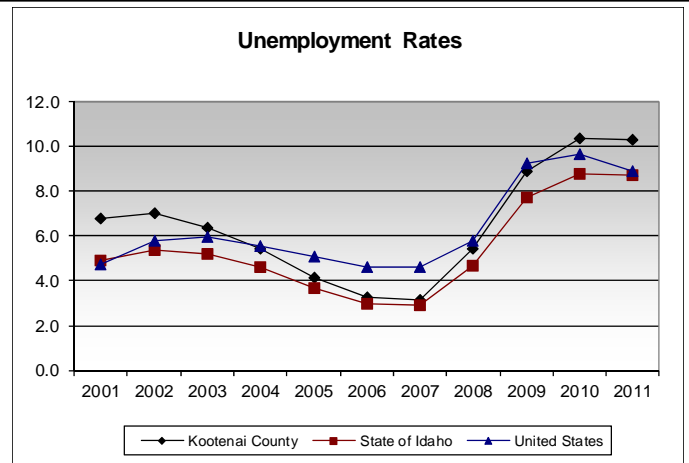


Labor Force & Employment

During the last 20 years, the local economy grew at an astounding rate on a diversifying manufacturing base, expanded tourism and new call centers and other business services. Tourism and population growth fueled the construction boom and boosted retail, health care, services and government jobs.

The opening of the Coeur d'Alene Resort in 1987 spurred tourism. The Silverwood theme park opened in 1988 and has continued to grow every year, hitting record levels in 2010. In 1994, the Coeur d'Alene Tribe opened a casino in Worley. Today, the golf course, hotel, and recently expanded casino employ nearly 1,050 people. In 2010, tourism employment peaked at 7,800.

Also promoting economic diversification and growth during the last decade was the relocation of many manufacturing operations and six call centers to Kootenai County. About 4,000 people work in the county's



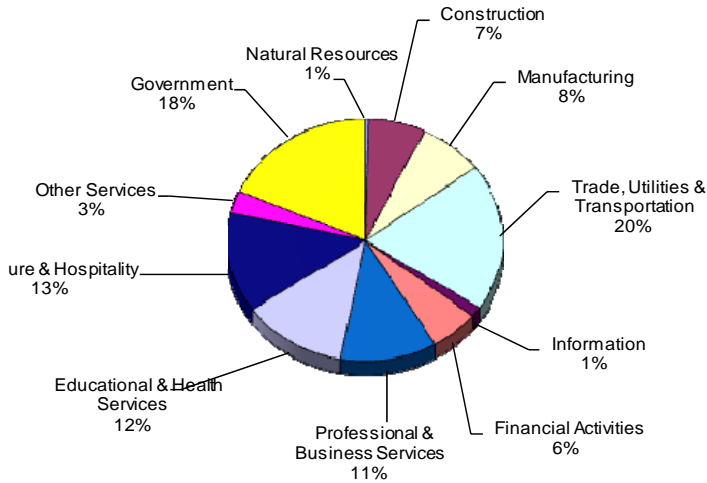
manufacturing businesses while 2,000 people work at call centers. Kootenai County's low business costs, good business climate and quality of life have attracted many new employers. In 2005, Buck Knives opened a manufacturing plant that employs more than 170, and US Bank opened a customer service center that employs 500. Biotech lab ALK Abello and manufacturers Berg Industries and Burly Products moved from Spokane County to Kootenai County.

The county created so many jobs a few years ago that its booming economy and lifestyle received national attention. Despite the recession, the county continues to lay the foundation for further economic growth.

Labor Force	Mar 11	Mar 12
Civilian Labor Force	71,714	74,663
Total Employment	64,798	68,468
Unemployed	6,916	6,195
% of Labor Force Unemployed	9.6	8.3
State of Idaho % Unemployed	8.7	7.9
U.S. % Unemployed	8.9	8.2

Labor Force	2001	2002	2003	2004	2005	2006	2007	2008	2009	2010	2011
Civilian Labor Force	59,356	60,188	61,375	63,095	66,284	67,894	69,283	71,069	70,251	71,742	72,047
Unemployment	4,040	4,216	3,899	3,428	2,760	2,217	2,166	3,855	6,235	7,432	7,414
% of Labor Force Unemployed	6.8	7.0	6.4	5.4	4.2	3.3	3.1	5.4	8.9	10.4	10.3
Employment	55,316	55,973	57,476	59,667	63,523	65,677	67,117	67,215	64,017	64,310	64,634

Nonfarm Payroll Jobs for 2010



Economic Development

Kootenai County's growing population and economic development provide many opportunities for business creation. The number of private-sector employers increased 27 percent from 3,788 in 2000 to 10,388 in 2010.

Jobs Plus, the local economic development organization, has recruited dozens of businesses over the last 20 years. Low business costs, a pleasant business climate, low electricity and natural gas costs and an affordable work force are among the county's attractions for new businesses.

Major Employers

Center Partners (call centers)
Coeur d'Alene Resort
Coeur d'Alene Casino
Esterline Advanced Input Systems (manufacturer)
Kimball Office (furniture manufacturer)
Kootenai Health (hospital)
North Idaho College
U.S. Bank (including customer service center)

Occupational Wages*

Starting Wage

Assemblers	\$8.75
Bookkeepers	\$10.00
Carpenters, Journey-level	\$17.00
Cashiers	\$7.75
Clerks, General Office	\$9.25
Clerks, Retail Sales	\$8.00
Cooks, Restaurant	\$8.00
Customer Service Reps	\$9.50
Janitors	\$8.75
Laborers, General	\$9.25
Machinists	\$13.50
Nurses, Registered	\$19.20
Secretaries, General	\$9.50
Truck Drivers, Heavy	\$13.20

* Additional occupational wage data can be found on the Idaho Department of Labor website at imi.idaho.gov.

Covered Employment & Average Annual Wages Per Job for 2000, 2009 & 2010	2000		2009		2010	
	Average Employment	Average Wages	Average Employment	Average Wages	Average Employment	Average Wages
Total Covered Wages	42,527	\$24,304	52,232	\$31,515	51,293	\$31,994
Agriculture	510	\$28,127	295	\$32,525	282	\$33,386
Mining	92	\$86,586	103	\$120,272	92	\$240,236
Construction	3,323	\$28,186	4,051	\$35,515	3,466	\$34,828
Manufacturing	4,504	\$31,042	4,163	\$36,102	4,019	\$37,440
Trade, Utilities & Transportation	8,582	\$23,275	10,025	\$29,244	10,082	\$29,612
Information	1,138	\$30,054	813	\$43,838	685	\$44,868
Financial Activities	1,835	\$29,602	2,984	\$39,567	2,901	\$41,058
Professional and Business Services	3,991	\$25,426	5,799	\$33,141	5,928	\$33,420
Educational and Health Services	3,605	\$23,151	6,213	\$31,788	6,422	\$31,703
Leisure and Hospitality	6,342	\$11,617	7,065	\$14,517	6,921	\$15,001
Other Services	1,019	\$18,606	1,154	\$23,200	1,140	\$23,513
Government	7,587	\$27,942	9,566	\$38,053	9,357	\$38,233

Per Capita Income	2000	2001	2002	2003	2004	2005	2006	2007	2008	2009
Kootenai County	\$23,623	\$24,560	\$24,678	\$25,415	\$27,064	\$28,727	\$30,527	\$31,889	\$32,485	\$31,770
State of Idaho	\$24,683	\$25,642	\$26,007	\$26,438	\$28,414	\$29,594	\$31,585	\$32,734	\$33,062	\$31,857
United States	\$30,318	\$31,145	\$31,461	\$32,271	\$33,881	\$35,424	\$37,698	\$39,461	\$40,674	\$39,635

Information provided by Bureau of Economic Analysis



This county is served by the office listed below:
 Idaho Department of Labor
 1221 W. Ironwood Drive, Suite 200
 Coeur d'Alene, ID 83814-2606 Ph: (208) 769-1558

labor.idaho.gov