



Idaho County

April 2012

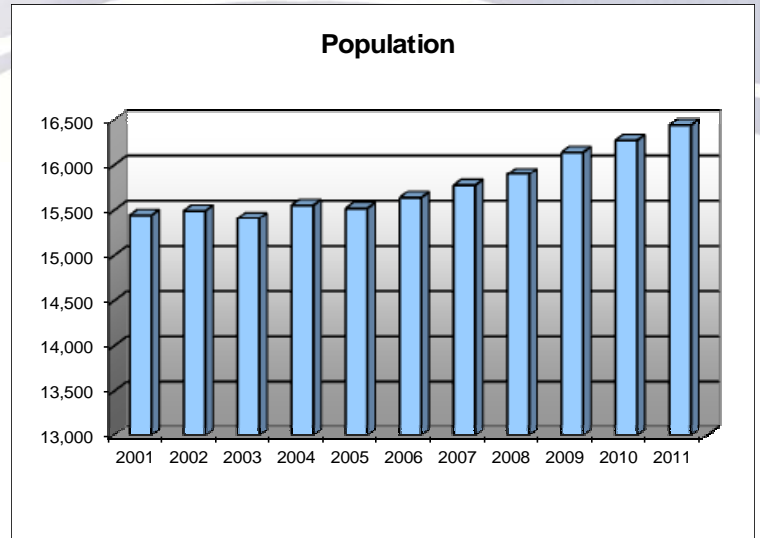
Work Force Trends

Population

Idaho County's population rose 6 percent from 15,447 in 2001 to 16,446 in 2011 while U.S. population grew 9 percent and Idaho's population grew 20 percent.

New applications for driver's licenses and job registrations at the Grangeville Department of Labor office indicate few people moved into Idaho County. Most newcomers are from other parts of the Pacific Northwest and California, drawn by the scenic beauty, outdoor recreational opportunities and rural lifestyle.

The 2010 populations of Idaho County's incorporated cities were 3,141 in Grangeville, 900 in Cottonwood, 607 in Kooskia, 419 in Riggins, 221 in Stites, 159 in Ferdinand and 91 in White Bird.

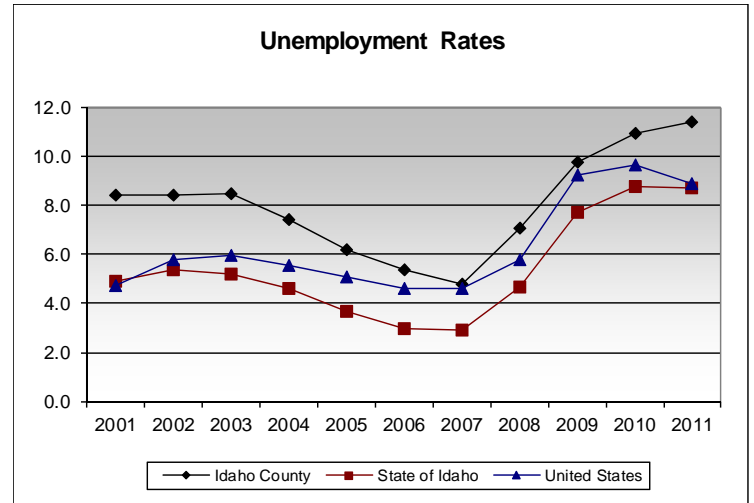


Labor Force & Employment

Idaho County's economy remains heavily dependent on natural resources — both forest products and agriculture. The U.S. Forest Service employs more than 300 people. One in eight of the county's private sector jobs is in logging or wood products manufacturing. Unfortunately, the decrease in U.S. housing starts depressed lumber prices, forcing local mills to reduce employment. The county lost more than 150 logging and mill jobs in 2008 and 2009. Many of those jobs returned in the last two years.

Other manufacturers continued to expand job opportunities.

Although graced by mountains, forests and rivers, the county is just beginning to fully tap its tourism potential. Over the last few years, the Super 8 Motel in Grangeville, Salmon Rapids Lodge in Riggins and a \$4



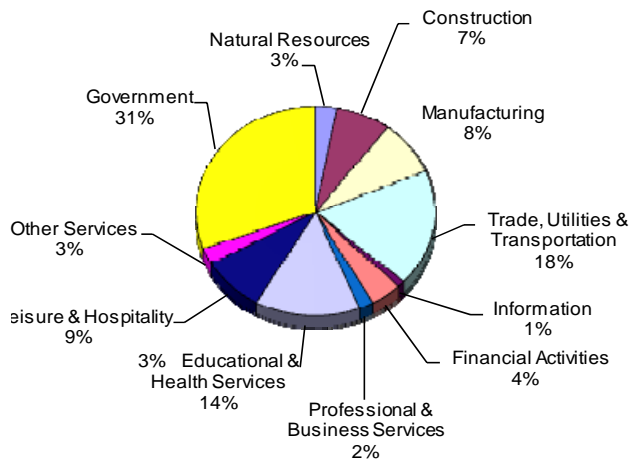
million retreat center and a bed-and-breakfast at St. Gertrude's Monastery near Cottonwood have opened.

Toward the end of 2010, the county started showing significant signs of recovery. Some of the improvement resulted from a stabilizing lumber market and some from higher wheat and other commodity prices, which allowed farmers to increase their spending.

Labor Force	Mar 11	Mar 12
Civilian Labor Force	7,351	7,401
Total Employment	6,564	6,647
Unemployed	787	754
% of Labor Force Unemployed	10.7	10.2
State of Idaho % Unemployed	8.7	7.9
U.S. % Unemployed	8.9	8.2

Labor Force	2001	2002	2003	2004	2005	2006	2007	2008	2009	2010	2011
Civilian Labor Force	7,009	7,066	6,826	7,002	7,028	7,016	7,055	7,154	7,273	7,397	7,414
Unemployment	590	595	581	518	436	376	337	508	710	808	845
% of Labor Force Unemployed	8.4	8.4	8.5	7.4	6.2	5.4	4.8	7.1	9.8	10.9	11.4
Employment	6,419	6,471	6,245	6,483	6,592	6,641	6,718	6,646	6,563	6,589	6,569

Nonfarm Payroll Jobs for 2010



Economic Development

The Ida-Lew Economic Development Council is the nonprofit organization that recruits new businesses, help existing businesses expand and otherwise strengthens and diversifies the economic base of Idaho and Lewis counties. It promotes the area's low costs of doing business, favorable business climate and quality of life.

Because of its long-term high unemployment, Idaho County is a labor surplus area, giving local businesses priority for government contracts.

Major Employers

Grangeville Health & Rehabilitation
Idaho Forest Group (mill)
North Idaho Correctional Institution
Pacific Cabinets Inc.
Salmon Rapids Lodge
Seubert Excavators Inc.
St. Mary's Hospital (Cottonwood)
Syringa General Hospital (Grangeville)
U.S. Bureau of Land Management
U.S. Forest Service

Occupational Wages*

Starting Pay

Bookkeepers	\$10.20
Carpenters, Journey-Level	\$13.70
Cashiers	\$7.50
Cooks, Restaurant	\$8.00
Guards	\$9.70
Laborers, Construcion	\$9.00
Loggers	\$13.30
Nurse Aides, Certified (CNAs)	\$8.50
Nurses, Registered	\$21.40
Salespersons, Retail	\$7.80
Secretaries	\$10.20
Teachers	\$21.10
Truck Drivers, Heavy	\$13.80

* Additional occupational wage data can be found on the Idaho Department of Labor website at lmi.idaho.gov.

Covered Employment & Average Annual Wages Per Job for 2000, 2009 & 2010	2000		2009		2010	
	Average Employment	Average Wages	Average Employment	Average Wages	Average Employment	Average Wages
Total Covered Wages	4,239	\$23,952	4,237	\$29,348	4,248	\$30,633
Agriculture	194	\$29,980	123	\$23,332	123	\$25,516
Mining	82	\$34,153	67	\$36,477	72	\$42,694
Construction	280	\$20,108	304	\$26,018	318	\$28,402
Manufacturing	463	\$30,412	351	\$39,617	360	\$41,346
Trade, Utilities & Transportation	823	\$20,382	788	\$28,490	768	\$31,009
Information	49	\$18,807	44	\$27,190	43	\$26,232
Financial Activities	117	\$23,252	169	\$28,315	166	\$30,397
Professional and Business Services	81	\$16,865	73	\$46,372	84	\$41,146
Educational and Health Services	369	\$20,371	603	\$26,301	608	\$26,248
Leisure and Hospitality	366	\$8,757	385	\$10,333	369	\$11,304
Other Services	64	\$11,429	86	\$15,647	79	\$16,780
Government	1,351	\$29,582	1,243	\$35,551	1,259	\$35,845

Per Capita Income	2000	2001	2002	2003	2004	2005	2006	2007	2008	2009
Idaho County	\$19,577	\$20,745	\$21,036	\$21,595	\$23,220	\$24,446	\$25,241	\$27,036	\$28,197	\$27,506
State of Idaho	\$24,683	\$25,642	\$26,007	\$26,438	\$28,414	\$29,594	\$31,585	\$32,734	\$33,062	\$31,857
United States	\$30,318	\$31,145	\$31,461	\$32,271	\$33,881	\$35,424	\$37,698	\$39,461	\$40,674	\$39,635

Information provided by Bureau of Economic Analysis



This county is served by the office listed below:
 Idaho Department of Labor
 305 N. State St.
 Grangeville, ID 83530-0550 Ph: (208) 983-0440

labor.idaho.gov