



Gooding County

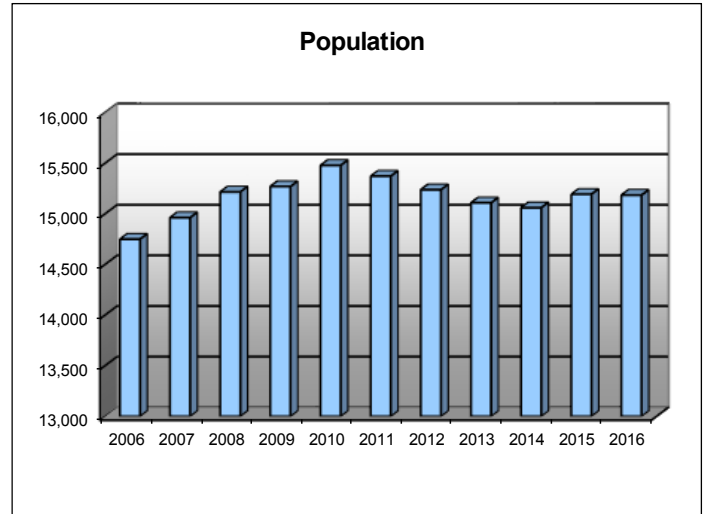
IDAHO
DEPT. OF LABOR

November 2017

Workforce Trends

Population

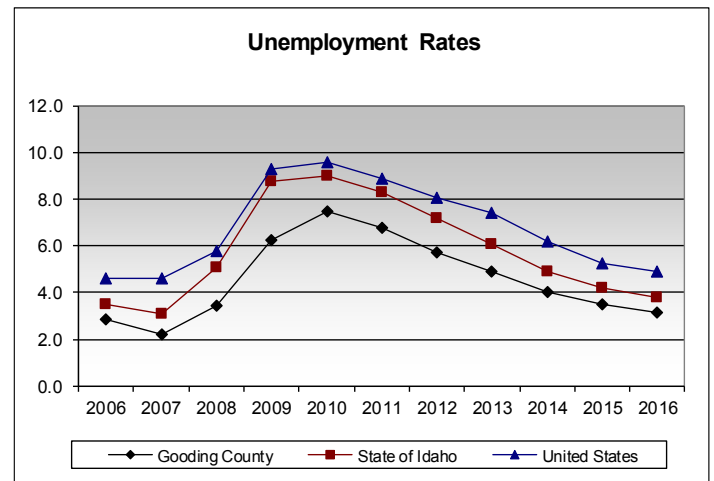
Gooding County's population of 15,185 in 2016 lost an iota of population, growing three percent since 2006. Restructuring at the Idaho School for the Deaf and Blind between 2003 and 2006 took its toll, as did the recession and low dairy prices in 2009. Gooding County is the state's dairy leader, but the explosive growth over the last 15 years was blunted by moratoria on dairies and feedlots. The industry has converted typically migrant, seasonal workers into permanent residents. The county seat and largest town is Gooding at 3,495 residents in 2016. Wendell, coined the Hub City due to its central location, is the second largest town at 2,711. Over half the county lives outside town borders. Despite the predominance of dairy, the county's agriculture is diverse raising specialty onions and beef cattle to being a national leader in trout. North Canyon Medical Center opened its new facility in 2010 in Gooding, expanding recently. Glanbia continues to grow its footprint in Gooding County, adding higher-skilled and better-paying jobs at its whey plant and acquiring a warehouse within the city of Gooding.



Labor Force & Employment

The civilian labor force has been steadily growing in Gooding County over the last decade from 6,600 in the late 1990s, peaking in 2007 at 8,800 then closer to 8,000 since 2012. The unemployment rate has fluctuated but continues to remain well below state and national rates. Those that live in Gooding tend to have established work or be retired.

Dairy and cheese processing plants provide stable year-round employment. The rapid growth in dairies has slowed in recent years as environmental concerns forced the Gooding County Commission to tighten standards for large livestock operators. Kieferbuilt Trailers started operations in 2004 and provided higher skilled jobs until it shut down during the recession. Its space was filled by Wel Companies, a logistics and warehousing company



which recently sold to Glanbia. Residents continue to commute to Blaine County providing higher-paying landscaping and construction services. These jobs were scarce in the economic downturn despite the needs of estates, second homes and hotels in Sun Valley and Ketchum. A growing charter school competes for students, drawing from the public school budget. Glanbia, with cheese and whey plants regionally located, is a large-scale buyer of milk and an innovative business leader in pre-treatment of its waste water.

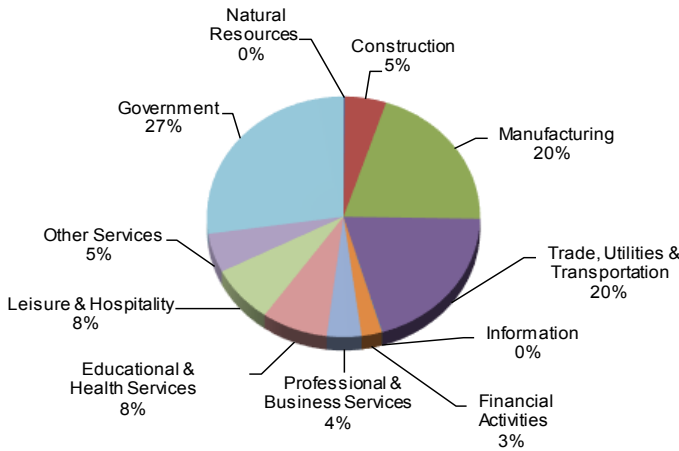
Labor Force	Oct 16	Oct 17
Civilian Labor Force	7,997	8,002
Total Employment	7,766	7,791
Unemployed	231	211
% of Labor Force Unemployed	2.9	2.6
State of Idaho % Unemployed	3.7	2.9
U.S. % Unemployed	4.8	4.1

Labor Force	2006	2007	2008	2009	2010	2011	2012	2013	2014	2015	2016
Civilian Labor Force	8,523	8,805	8,734	8,380	8,497	8,364	8,105	8,057	7,985	8,019	8,004
Unemployment	244	193	302	523	634	565	462	397	320	280	252
% of Labor Force Unemployed	2.9	2.2	3.5	6.2	7.5	6.8	5.7	4.9	4.0	3.5	3.2
Employment	8,280	8,612	8,433	7,857	7,864	7,799	7,643	7,660	7,666	7,739	7,751

Prepared by Jan Roeser, Regional Economist, Idaho Department of Labor • 420 Falls Ave, Twin Falls, Idaho 83301

Phone: (208) 735-2500, ext. 3639 • email: jan.roeser@labor.idaho.gov • Labor Market Information website: lmi.idaho.gov

Nonfarm Payroll Jobs for 2016



Major Employers	
Bettencourt Dairies	Helena Chemical Company
Box Canyon Dairy	Idaho State School for Deaf & Blind
Clear Springs Food	Jack Verbree Jr. Dairy
D & D Transportation	Jesus Hurtado Dairy
Glanbia N.A.	Magic Valley Growers
Gooding City	North Canyon Medical Center
Gooding County	Scarrow Dairy Farm
Gooding School District	Wendell School District

Wages & Income

Income generated from dairies combined with value-added manufacturing, along with crop and ag support industry have combined to surge Gooding County's growth in per capita income by 46 percent over the last decade. It continues to be ranked 2nd among Idaho's 44 counties since 2012, despite dropping 1 percent from 2015. A plummet of milk prices in 2009 plunged it to 29th place. Gooding's per capita income is 134 percent of the state's average and 108 percent of the national per capita income.

Covered job growth was up 3.7 percent from 2015 to 2016 driven by the agriculture sector adding 165 jobs at a growth rate of 8.8 percent. Wages from 2015 grew by 3.4 percent or \$1,105. Construction experienced the largest wage increase at 12.3 percent growth, up \$3,469. Construction continue to recover from recession job losses, down 39 percent from 2006.

South Central Idaho Occupational Wages*	Entry Wage	Median Wage
Cashiers	\$8.34	\$9.27
Cheese Processors	\$12.02	\$16.46
Construction Labor	\$11.08	\$13.64
Ag workers, farm/ranch animals	\$8.27	\$9.74
Industrial Maintenance Mechanics	\$19.75	\$25.25
Receptionists	\$9.90	\$12.90
Registered Nurses	\$22.07	\$28.72
Social Workers	\$18.08	\$26.23
Substance Abuse Counselors	\$12.92	\$18.95
Elementary Teachers	\$30,730	\$45,120
Secondary Teachers	\$35,790	\$43,860

* Additional occupational wage data can be found on the Idaho Department of Labor website at imi.idaho.gov.

Covered Employment & Average Annual Wages Per Job for 2006, 2015 & 2016	2006		2015		2016	
	Average Employment	Average Wages	Average Employment	Average Wages	Average Employment	Average Wages
Total Covered Wages	6,454	\$25,572	5,918	\$32,846	6,136	\$33,951
Agriculture	2,229	\$23,703	1,886	\$32,043	2,051	\$33,161
Mining	*	*	6	\$22,724	5	\$23,059
Construction	305	\$27,286	184	\$28,301	187	\$31,770
Manufacturing	739	\$35,959	810	\$48,654	836	\$48,606
Trade, Utilities & Transportation	896	\$27,363	805	\$32,611	823	\$33,148
Information	0	\$0	*	*	*	*
Financial Activities	143	\$26,916	96	\$29,217	92	\$31,788
Professional and Business Services	294	\$25,104	160	\$44,257	155	\$46,907
Educational and Health Services	343	\$22,553	314	\$24,886	325	\$24,281
Leisure and Hospitality	277	\$8,342	322	\$11,360	319	\$11,400
Other Services	135	\$28,480	189	\$45,648	211	\$42,789
Government	1,089	\$25,365	1,147	\$28,766	1,131	\$31,484

Per Capita Income	2007	2008	2009	2010	2011	2012	2013	2014	2015	2016
Gooding County	\$36,263	\$36,561	\$27,715	\$36,513	\$43,768	\$45,844	\$48,177	\$57,761	\$53,588	\$53,068
State of Idaho	\$32,580	\$33,031	\$31,436	\$31,726	\$33,296	\$34,695	\$35,720	\$37,186	\$38,848	\$39,470
United States	\$39,821	\$41,082	\$39,376	\$40,277	\$42,461	\$44,282	\$44,493	\$46,494	\$48,451	\$49,246

Information provided by Bureau of Economic Analysis



This county is served by the office listed below:
 Idaho Department of Labor—Magic Valley
 420 Falls Avenue
 Twin Falls, ID 83301-5129 Ph: (208) 735-2500

labor.idaho.gov

This publication is produced by the Idaho Department of Labor and is funded at least in part by federal grants from the U.S. Department of Labor. Costs associated with this publication are available upon request. The Idaho Department of Labor is an equal opportunity employer and service provider. Auxiliary aids and services are available upon request to individuals with disabilities. Dial 711 for Idaho Relay Service.