



# Franklin County

April 2012

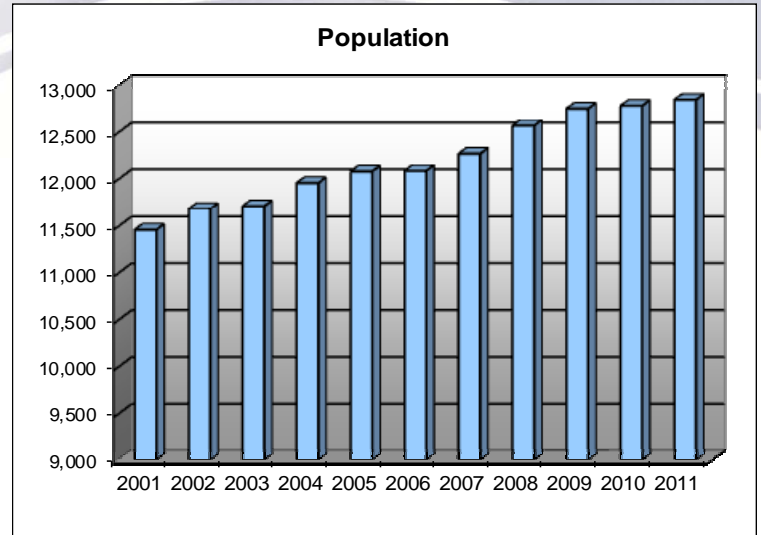
## Work Force Trends

### Population

Franklin County has experienced rapid population growth in the past 10 years, becoming part of the Logan, Utah, metropolitan statistical area after the 2000 census as a result of its commuting patterns. The population grew 12.8 percent over the decade to 12,786 according to the 2010 Census. 2011 estimates place the population at 12,850. Located on the Idaho-Utah border, the county became a magnet for Utah residents seeking available land, affordable housing and a rural lifestyle.

Franklin County is home to Franklin, Idaho's first city. The county seat, Preston, is also the largest city and the trade center in the county. It was the setting for the 2004 cult movie "Napoleon Dynamite."

The county offers excellent outdoor activities among its many mountains and lakes.

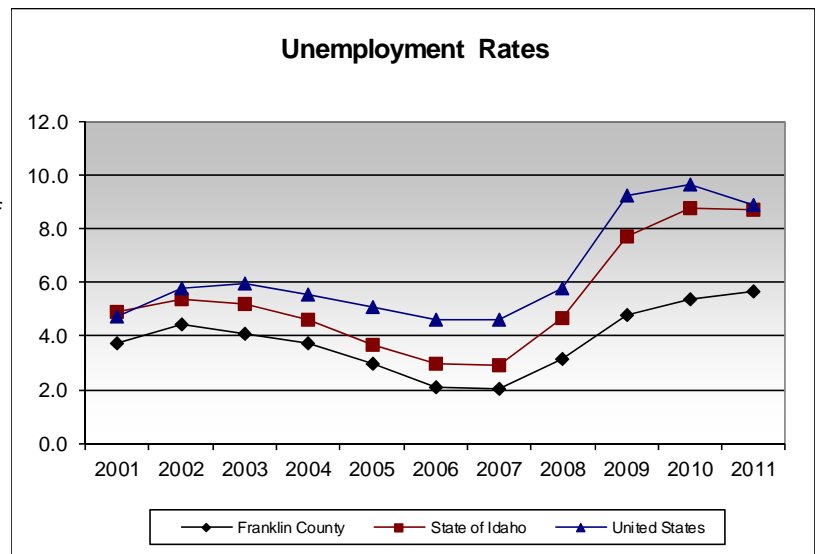


### Labor Force & Employment

With a diverse, skilled labor force, Franklin County has consistently had one of the lowest unemployment rates in southeastern Idaho. Although the unemployment rate rose to 5.1 percent in 2009 due to the recession, that was the lowest rate in all of eastern Idaho and second lowest among the 44 counties. Many residents commute to Logan, Utah, and some continue to work in the oil fields of neighboring Wyoming and Utah.

The recession slowed residential and commercial construction from the fevered pace of 2007. Manufacturing jobs declined as national demand for products diminished.

Franklin County's civilian labor force grew 14.2 percent between 2001 and 2011. Ample employment, a unique lifestyle and outstanding



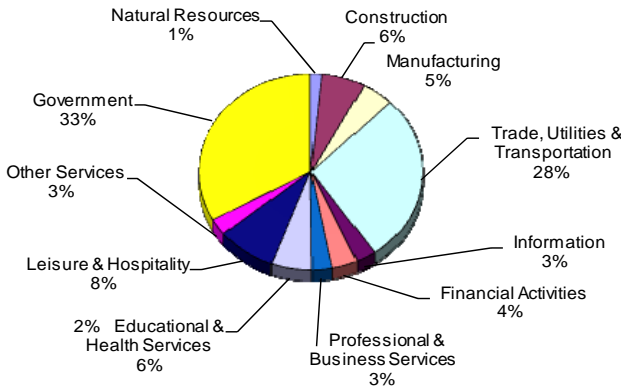
recreational opportunities kept the population at home and enticed workers from other areas. Between 2001 and 2011 employment grew 11.9 percent as jobs kept pace with the growing labor force.

The county's economy depends heavily on agriculture but also benefits from manufacturing, retail trade and services. Over the decade, most job growth occurred in services, trade and construction.

Labor Force	Mar 11	Mar 12
Civilian Labor Force	6,230	6,360
Total Employment	5,882	6,089
Unemployed	347	271
% of Labor Force Unemployed	5.6	4.3
State of Idaho % Unemployed	8.7	7.9
U.S. % Unemployed	8.9	8.2

Labor Force	2001	2002	2003	2004	2005	2006	2007	2008	2009	2010	2011
Civilian Labor Force	5,450	5,715	5,790	6,009	6,142	6,201	5,744	5,724	5,769	6,052	6,223
Unemployment	203	253	237	225	181	131	117	179	277	325	353
% of Labor Force Unemployed	3.7	4.4	4.1	3.7	2.9	2.1	2.0	3.1	4.8	5.4	5.7
Employment	5,246	5,462	5,553	5,784	5,961	6,070	5,627	5,545	5,492	5,727	5,870

## Nonfarm Payroll Jobs for 2010



## Industry Employment & Wages

Agricultural trade and manufacturing provides about a third of all jobs in Franklin County. Agriculture accounts for another 6 percent so over a third of the jobs are agriculture-related.

Government provides 33 percent of the jobs, primarily in public education and at the medical center.

Wages in Franklin County are lower than most of the state because a large number of jobs are in trade and services, where pay is typically low.

Per capita personal income rose 45 percent from 2000 to 2008 before the recession claimed 5 percent of the gain, and per capita income slipped back to \$26,129.

## Major Employers (Private)

Bear River Publishing
Egberts of Idaho, Inc
Lundahl Ironworks, Inc
Mountain West Driver Corp.
Ritewood, Inc.
Stokes Marketplace
Trails West Manufacturing
Valley Implement
West Motor Company

## Occupational Wages\*

## Starting Wages

Auto Mechanics	\$9.57
Cashiers	\$7.25
Cooks	\$7.25
Food & Beverage Serving Workers	\$7.25
Janitors & Cleaners	\$9.34
Construction Laborers	\$9.29
Maids	\$7.25
Nurses, Registered	\$22.23
Office Clerks, Information & Record	\$8.29
Teachers	\$18.84

\* Additional occupational wage data can be found on the Idaho Department of Labor website at [lmi.idaho.gov](http://lmi.idaho.gov).

Covered Employment & Average Annual Wages Per Job for 2000, 2009 & 2010	2000		2009		2010	
	Average Employment	Average Wages	Average Employment	Average Wages	Average Employment	Average Wages
<b>Total Covered Wages</b>	2,460	\$18,903	3,065	\$23,749	3,023	\$23,363
<b>Agriculture</b>	153	\$16,226	178	\$21,389	186	\$21,952
<b>Mining</b>	*	*	44	\$33,014	45	\$34,092
<b>Construction</b>	99	\$17,432	234	\$29,334	187	\$28,016
<b>Manufacturing</b>	220	\$35,327	152	\$29,430	134	\$30,180
<b>Trade, Utilities &amp; Transportation</b>	577	\$19,211	785	\$26,090	795	\$26,121
<b>Information</b>	38	\$13,584	82	\$18,745	84	\$17,412
<b>Financial Activities</b>	82	\$17,390	105	\$23,310	103	\$22,914
<b>Professional and Business Services</b>	31	\$18,303	97	\$33,956	83	\$31,983
<b>Educational and Health Services</b>	115	\$13,883	169	\$19,628	172	\$19,088
<b>Leisure and Hospitality</b>	251	\$5,483	214	\$9,468	245	\$9,373
<b>Other Services</b>	80	\$20,799	64	\$15,414	56	\$16,248
<b>Government</b>	792	\$19,832	942	\$23,487	932	\$23,574

Per Capita Income	2000	2001	2002	2003	2004	2005	2006	2007	2008	2009
<b>Franklin County</b>	\$19,028	\$20,193	\$19,574	\$20,697	\$22,484	\$23,371	\$24,278	\$26,582	\$27,557	\$26,129
<b>State of Idaho</b>	\$24,683	\$25,642	\$26,007	\$26,438	\$28,414	\$29,594	\$31,585	\$32,734	\$33,062	\$31,857
<b>United States</b>	\$30,318	\$31,145	\$31,461	\$32,271	\$33,881	\$35,424	\$37,698	\$39,461	\$40,674	\$39,635

Information provided by Bureau of Economic Analysis



This county is served by the office listed below:  
 Idaho Department of Labor  
 430 N. 5th Ave.  
 Pocatello, ID 83205-4087 Ph: (208) 236-6710

[labor.idaho.gov](http://labor.idaho.gov)

This publication is produced by the Idaho Department of Labor and is funded at least in part by federal grants from the U.S. Department of Labor. Costs associated with this specific publication are available by contacting the Idaho Department of Labor. The Idaho Department of Labor is an equal opportunity employer and service provider. Auxiliary aids and services are available upon request to individuals with disabilities. Dial 711 for TTY Idaho Relay Service.