



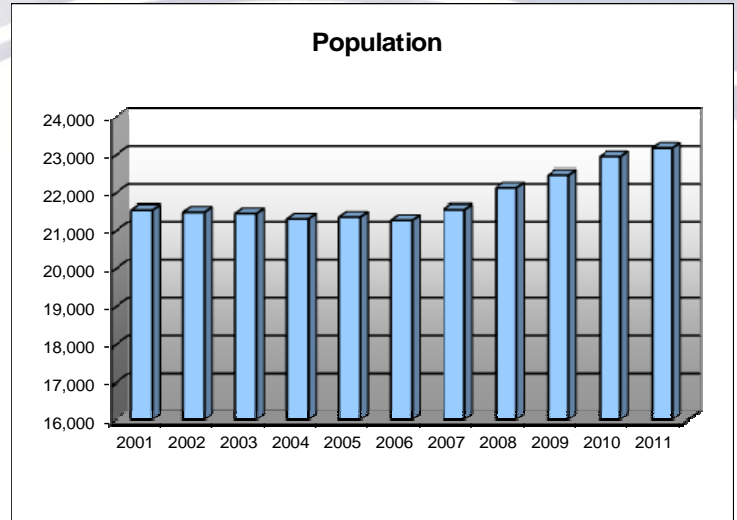
Cassia County

April 2012

Work Force Trends

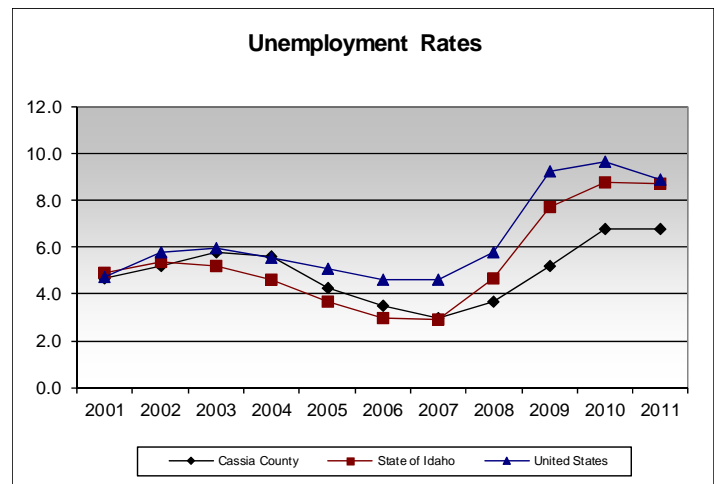
Population

Cassia County's population grew 7.6 percent over the last 10 years with all growth occurring in the last five years. The population estimate for 2011 is 23,186 up from 21,557 in 2001. The county diversified beyond agriculture as national companies relocated there and existing businesses exhibited staying power during the recession. Efforts to market Cassia and Minidoka counties together through a community partnership that spotlighted low land and labor costs were successful in landing new businesses. The area offers an array of natural resources and recreational opportunities. Burley, the largest city, is located on the banks of the scenic Snake River. It is a short jaunt to the City of Rocks National Reserve for climbing and Pomerelle Mountain Resort for skiing, both popular destinations. City and business leaders are planning for moderate to strong growth based on the favorable business climate.



Labor Force & Employment

Cassia County has traditionally experienced higher unemployment than the rest of south central Idaho. The closure of the J.R. Simplot potato processing plant in Heyburn in 2003 pushed the unemployment rate to nearly 6 percent in 2003. Since then, companies such as Dutchmen Manufacturing, a large-scale RV manufacturer, and Mulholland Positioning Systems, which makes gait assistance devices for disabled children and adults, have opened. Pacific Ethanol started production in April 2008 but experienced ups and downs due to fuel price fluctuations and then by the recession. DOT Foods, a national re-distribution company, opened its state-of-the-art warehouse in 2008, attracted by convenient access along I-84 and proximity to I-86 with plans to expand. Packaging Specialties opened its shrink wrap and printing operation in 2008, while 2009 brought Hy-Line North America, an egg hatching operation that is shipping chicks



from its new plant in Burley and buying eggs locally. High Desert Milk and Gem State Processing are the most recent food processing additions. All of the new firms pay competitive wages with benefits.

In 2007, Cassia County's unemployment rate was at a record low 3 percent. While rising with the recession, it has remained lower than the national and state rates. Cassia County's low real estate prices, job opportunities, location on I-84 and proximity of outdoor recreation will continue to be a draw. The outlook for the county's job and labor force is strong over the long run.

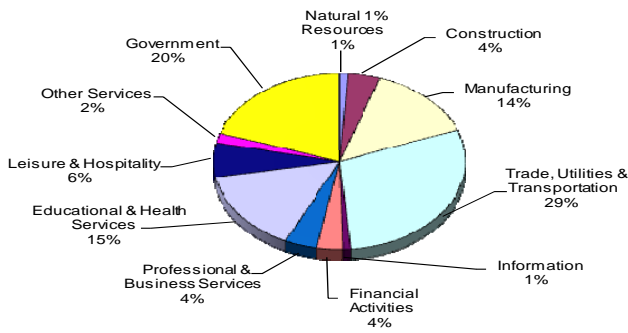
Labor Force	Mar 11	Mar 12
Civilian Labor Force	11,456	11,573
Total Employment	10,762	10,877
Unemployed	694	697
% of Labor Force Unemployed	6.1	6.0
State of Idaho % Unemployed	8.7	7.9
U.S. % Unemployed	8.9	8.2

Labor Force	2001	2002	2003	2004	2005	2006	2007	2008	2009	2010	2011
Civilian Labor Force	10,339	10,319	9,853	9,806	9,930	10,327	10,775	11,047	10,143	11,116	11,493
Unemployment	482	534	570	550	422	364	320	404	530	752	780
% of Labor Force Unemployed	4.7	5.2	5.8	5.6	4.2	3.5	3.0	3.7	5.2	6.8	6.8
Employment	9,857	9,785	9,283	9,255	9,508	9,963	10,455	10,643	9,613	10,364	10,714

Prepared by Jan Roeser, Regional Economist, Idaho Department of Labor • 420 Falls Ave, Twin Falls, Idaho 83301

Phone: (208) 735-2500, ext. 3639 • email: jan.roeser@labor.idaho.gov • Labor Market Information website: lmi.idaho.gov

Nonfarm Payroll Jobs for 2010



Wages & Income

Wages have been traditionally low in Cassia County, but with the influx of manufacturing companies, particularly over the last couple of years, wages are on the rise. Traditionally, jobs were either in agriculture, food processing, retail or services. The dairy industry has brought stability to agricultural wages. Per capita income in 2009 decreased for the first time in the decade, falling by 9 percent. That dropped Cassia County from 11th to 16th statewide. To blame were agricultural receipts, which suffered across the state and nation. Cassia is the leading county in the state for agricultural receipts. Cassia County was one of few counties that experienced an increase in covered average wages and employment from 2009-2010. The lower wage scale attracts many companies. But as the economy grows and diversifies, more highly skilled jobs will be generated, pushing average wages up more dramatically.

Major Employers

Ag Express
Americold Logistics
Boise Paper Holdings
BRP Health Management Systems
Cassia Regional Medical Center
DOT Foods
Dutchmen Manufacturing
McCain Foods
Parke View Rehab & Care Center
Walmart

Occupational Wages*

Average Wage

Teachers	\$50,000.00
Social Workers	\$19.00
Registered Nurses	\$25.00
Dental Assistants	\$12.00
Secretary/Receptionists	\$10.00
Drivers	\$10.00
Bookkeepers	\$11.00
Cashiers	\$8.50
Servers	\$7.25
Food Processors	\$10.00
Landscapers	\$10.00
Forklift Operators	\$14.00
Maintenance Mechanics	\$13.00
General Farm Labor	\$10.41

* Additional occupational wage data can be found on the Idaho Department of Labor website at lmi.idaho.gov.

Covered Employment & Average Annual Wages Per Job for 2000, 2009 & 2010	2000		2009		2010	
	Average Employment	Average Wages	Average Employment	Average Wages	Average Employment	Average Wages
Total Covered Wages	8,768	\$21,138	9,691	\$28,191	9,798	\$28,827
Agriculture	988	\$18,652	1,327	\$28,031	1,418	\$28,848
Mining	93	\$25,448	99	\$30,041	92	\$30,273
Construction	406	\$27,684	421	\$29,734	353	\$30,624
Manufacturing	1,107	\$26,343	1,171	\$35,166	1,194	\$37,463
Trade, Utilities & Transportation	2,198	\$20,406	2,487	\$27,333	2,476	\$28,456
Information	132	\$19,928	87	\$58,319	81	\$48,937
Financial Activities	286	\$26,960	271	\$31,393	252	\$32,636
Professional and Business Services	281	\$17,149	272	\$34,680	354	\$31,838
Educational and Health Services	908	\$21,406	1,262	\$25,601	1,294	\$25,568
Leisure and Hospitality	592	\$7,514	504	\$9,556	501	\$10,055
Other Services	175	\$14,500	135	\$18,899	128	\$19,403
Government	1,601	\$23,539	1,656	\$29,398	1,654	\$29,416

Per Capita Income	2000	2001	2002	2003	2004	2005	2006	2007	2008	2009
Cassia County	\$22,508	\$24,533	\$24,727	\$24,775	\$26,401	\$27,881	\$28,700	\$32,524	\$34,248	\$31,129
State of Idaho	\$24,683	\$25,642	\$26,007	\$26,438	\$28,414	\$29,594	\$31,585	\$32,734	\$33,062	\$31,857
United States	\$30,318	\$31,145	\$31,461	\$32,271	\$33,881	\$35,424	\$37,698	\$39,461	\$40,674	\$39,635



This county is served by the office located at the address below:
 Idaho Department of Labor
 127 W. Fifth St. N.
 Burley, ID 83318 Ph: (208) 678-5518

labor.idaho.gov

This publication is produced by the Idaho Department of Labor and is funded at least in part by federal grants from the U.S. Department of Labor. Costs associated with this specific publication are available by contacting the Idaho Department of Labor. The Idaho Department of Labor is an equal opportunity employer and service provider. Auxiliary aids and services are available upon request to individuals with disabilities. Dial 711 for TTY Idaho Relay Service.