



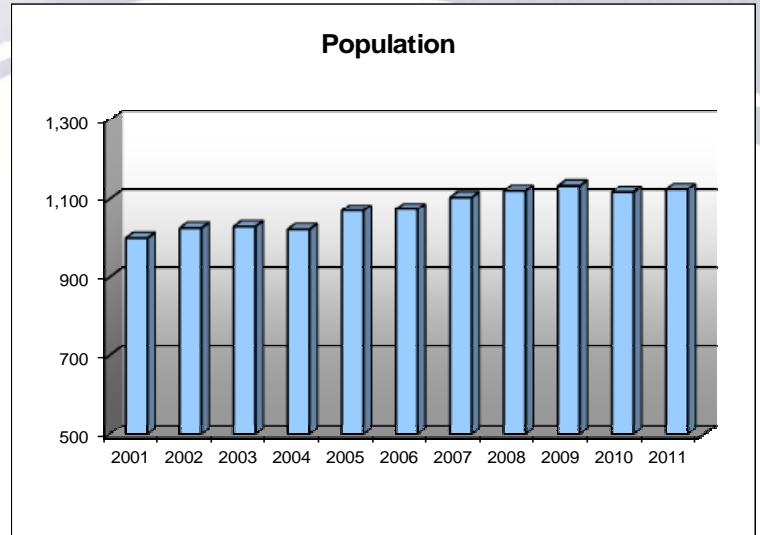
Camas County

April 2012

Work Force Trends

Population

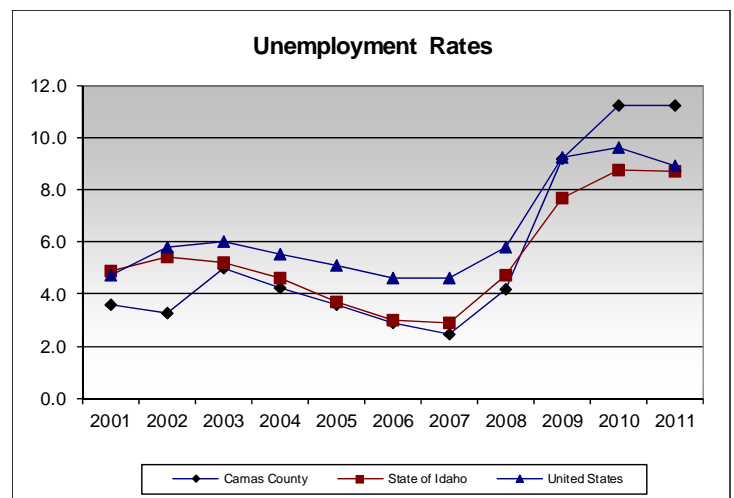
Camas County grew 6.3 percent from 1,000 in 2001 to 1,124 in 2011. The population periodically drops such as in 2004 and then again in 2010. It is the third least populated county in Idaho but contains some of the most beautiful and rugged scenery. At an elevation of 5,069 feet, Camas County offers recreational opportunities from fishing, hunting, skiing and snowmobiling to camping and golfing. Fairfield, the county seat and only major town, lies at the foot of rugged Soldier Mountain. The distance from population centers limits its growth, consequently the outlook is for slow, albeit steady, growth over the next decade.



Labor Force & Employment

Seasonally adjusted unemployment in Camas County has been on a roller coaster for the last decade – hitting 5 percent in 2003 before plunging to a record low 2.5 percent in 2007 and then skyrocketing as a result of the national recession to 11.3 percent in 2010. The civilian labor force is so small that minor adjustments translate into wide swings in the rate.

Most workers in Camas County are in government, education, agriculture and trade. Pre-recession, commuters to Blaine County were common, gaining higher-wage jobs in landscaping and construction. But many of those jobs were lost in the recession and have not returned. During the winter, Soldier Mountain Ski Resort's employment jumps significantly while the

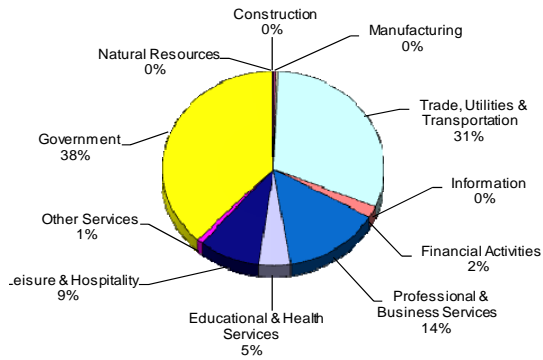


demand for farm labor is high in the summer and fall. The major crops are hay, dry land wheat and barley. Cattle and sheep ranches also dot the Camas Prairie. The local economy has diversified somewhat with transportation, manufacturing and service jobs. The future appears to be stable with limited growth. Soldier Mountain Ski Resort which operates at a loss most years is considering converting to a non-profit status.

Labor Force	Mar 11	Mar 12
Civilian Labor Force	589	573
Total Employment	532	527
Unemployed	57	46
% of Labor Force Unemployed	9.7	8.1
State of Idaho % Unemployed	8.7	7.9
U.S. % Unemployed	8.9	8.2

Labor Force	2001	2002	2003	2004	2005	2006	2007	2008	2009	2010	2011
Civilian Labor Force	563	578	563	569	614	630	617	634	592	598	595
Unemployment	20	19	28	24	22	18	15	27	55	67	67
% of Labor Force Unemployed	3.6	3.3	5.0	4.2	3.6	2.9	2.5	4.2	9.2	11.3	11.2
Employment	543	559	535	545	592	612	602	607	537	531	528

Nonfarm Payroll Jobs for 2010



Wages & Income

Per capita income in Camas County has grown by 60 percent over the last nine years to \$37,217 in 2009. The gap between the nation's per capita income is narrowing, and Camas has been higher than the state for four straight years. The county is currently ranking sixth among Idaho's 44 counties. High Country Fusion, a fabricator and distributor of high density polyethylene pipe, is one of the largest and newer employers. In-migration of retirees drawn by the recreational opportunities and the ability to generate income from either work at home jobs or self employment ventures have driven both population and per capita income growth. Average wages dropped by 8

Major Employers

Camas Creek Country Store Inc.
 Camas County
 Camas County School District
 Double G LLC
 Ecolab Inc.
 High Country Fusion
 Kimco Corp
 Soldier Mountain Enterprises
 US Forest Service

Occupational Wages*

Starting Wage

Occupational Wages*	Starting Wage
Elementary Teachers	\$50,000.00
Secondary Teachers	\$50,000.00
Teachers Aides	\$11.00
Bookkeepers	\$11.00
Cashiers	\$9.00
Construction labor	\$11.00
Landscapers	\$12.00

* Additional occupational wage data can be found on the Idaho Department of Labor website at lmi.idaho.gov

percent from 2009 to 2010 with covered employment dropping off 11 percent. High commodity prices and yields in 2011 brought high profits to producers.

Covered Employment & Average Annual Wages Per Job for 2000, 2009 & 2010	2000		2009		2010	
	Average Employment	Average Wages	Average Employment	Average Wages	Average Employment	Average Wages
Total Covered Wages	258	\$18,213	431	\$32,083	384	\$29,540
Agriculture	15	\$29,487	47	\$32,479	46	\$31,869
Mining	0	\$0	0	\$0	0	\$0
Construction	17	\$20,618	40	\$42,082	*	*
Manufacturing	*	*	*	*	*	*
Trade, Utilities & Transportation	26	\$24,075	105	\$43,254	109	\$40,057
Information	0	\$0	0	\$0	0	\$0
Financial Activities	5	\$13,812	9	\$64,320	*	*
Professional and Business Services	*	*	53	\$24,183	50	\$15,921
Educational and Health Services	*	*	14	\$10,730	17	\$13,184
Leisure and Hospitality	79	\$7,373	38	\$10,886	32	\$10,122
Other Services	*	*	*	*	*	*
Government	111	\$23,369	121	\$29,996	119	\$31,987

Per Capita Income	2000	2001	2002	2003	2004	2005	2006	2007	2008	2009
Camas County	\$23,215	\$23,565	\$26,575	\$26,355	\$27,864	\$28,886	\$32,228	\$33,001	\$37,173	\$37,217
State of Idaho	\$24,683	\$25,642	\$26,007	\$26,438	\$28,414	\$29,594	\$31,585	\$32,734	\$33,062	\$31,857
United States	\$30,318	\$31,145	\$31,461	\$32,271	\$33,881	\$35,424	\$37,698	\$39,461	\$40,674	\$39,635

Information provided by Bureau of Economic Analysis



This county is served by the office listed below:
 Idaho Department of Labor
 733 N. Main St., Suite C
 Bellevue, ID 83333 Ph: (208) 788-3526

labor.idaho.gov