



# Benewah County

IDAHO  
DEPT. OF LABOR

January 2018

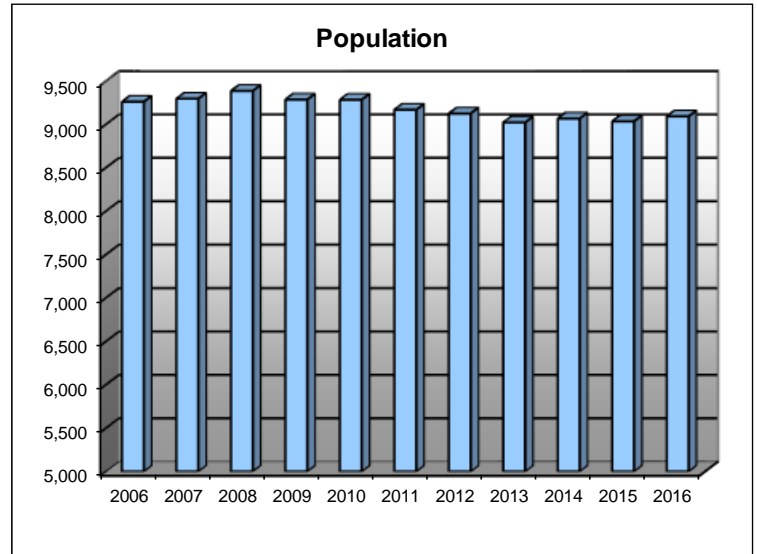
## Workforce Trends

### Population

Benewah County experienced fairly strong population growth in the early 1990s. Its rural lifestyle and great hunting and fishing opportunities persuaded many people to move there. Then the county stagnated during and after the 2001 recession before growth resumed from 2004 to 2008 as more retirees discovered its attractions. The recession reversed that resulting in population decreases until 2014 when the population had grown to 9,067.

From 2006 to 2016, the county's population has decreased but experienced growth of 57 people, a 0.6 percent increase, from 2015.

The county seat, St. Maries, had a population of 2,325 in 2015 while Plummer had a population of 1,019 and Tensed 120



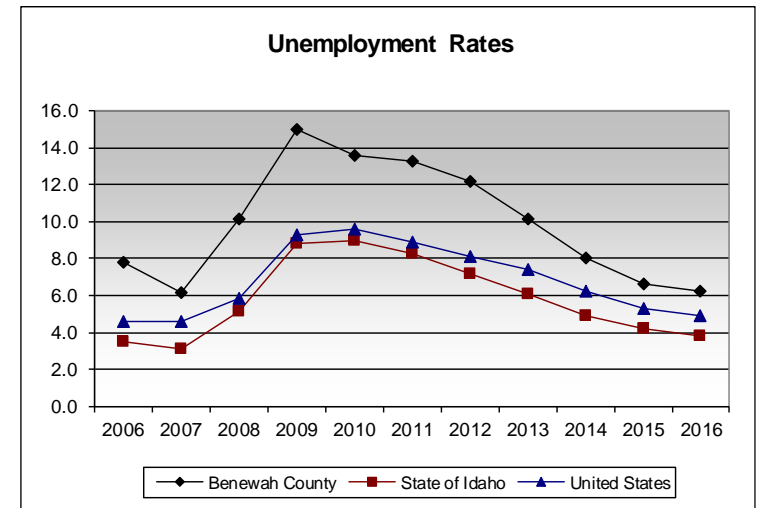
### Labor Force & Employment

Benewah County's economy remains heavily dependent on forest products. Over one in six jobs is in the forest products industry. Until 2004, the county had only 60 jobs in manufacturing outside forest products. But in 2006, the Coeur d'Alene Tribe purchased Berg Integrated Systems and moved it to Plummer, where it employed about 100 people. Since then, Berg built and moved to a larger facility in Post Falls and Ground Force, an international manufacturer of mining support equipment, expanded its operations into the old Berg plant in Plummer, where it continues to grow. Despite the county's beauty and outdoor recreational opportunities, tourism employs just 150. Dependence on forest products makes the county vulnerable to high unemployment, particularly following the collapse of the housing industry. Since 2006, extremely low lumber prices have reduced employment. However, lumber prices began rising in 2009 and have continued to increase.

The Coeur d'Alene Tribe – its reservation extending from

Labor Force	Dec 16	Dec 17
Civilian Labor Force	4,035	4,002
Total Employment	3,783	3,816
Unemployed	252	186
% of Labor Force Unemployed	6.2	4.7
State of Idaho % Unemployed	3.6	2.9
U.S. % Unemployed	4.7	4.1

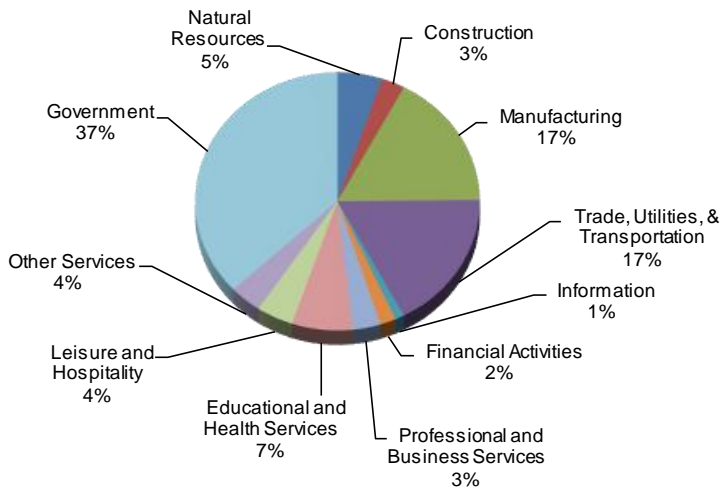
Labor Force	2006	2007	2008	2009	2010	2011	2012	2013	2014	2015	2016
Civilian Labor Force	3,957	4,062	4,080	4,174	4,209	4,149	4,156	3,993	3,972	4,048	4,036
Unemployment	309	250	412	625	573	552	506	404	320	268	251
% of Labor Force Unemployed	7.8	6.2	10.1	15.0	13.6	13.3	12.2	10.1	8.1	6.6	6.2
Employment	3,648	3,811	3,668	3,549	3,636	3,597	3,650	3,589	3,652	3,779	3,785



western Benewah County into southern Kootenai County – has driven growth in the last 10 years. Today, 590 people work at its headquarters, retail stores, medical clinic, farm and school, and nearly 1,000 at its newly expanded casino, hotel and golf course in Worley just over the Kootenai County line.

Because so much of the county's income is from forests and farms, employment peaks in late summer and drops off as winter approaches, hitting its lowest level in spring when load limits on muddy roads force many loggers out of the woods. In 2008, for example, the unadjusted unemployment rate peaked at 16.9 percent in April and fell to 7 percent in August.

## Nonfarm Payroll Jobs for 2016



## Economic Development Efforts

Benewah County is struggling to overcome a legacy of economic stagnation, which has hampered business growth. The number of private sector businesses with employees in Benewah County edged down from 308 in 2000 to 286 in 2010. However, the number began to rebound in 2012 and reached a high of 354 in 2014.

Timber Plus, the county's economic development organization, and the Coeur d'Alene Tribe are strenuously recruiting job opportunities to the area.

## Major Employers

Benewah Community Hospital
Valley Vista Care (nursing home & corp. HQ)
Coeur d'Alene Tribe
Jack A. Buell Trucking
Potlatch Corp.
Stimson Lumber (Plummer & St. Maries)
Archies IGA
Benewah Medical & Wellness Center (CdA Tribe)

North Idaho Occupational Wages*	Entry Wage	Median Wage
Bookkeepers	\$11.05	\$16.55
Carpenters	\$13.27	\$18.50
Cashiers/Checkers	\$8.27	\$9.57
Clerks, General Office	\$9.85	\$13.53
Clerks, Retail	\$9.03	\$11.50
Cooks, Restaurant	\$9.74	\$11.25
Janitors	\$8.91	\$11.19
Laborers, Construction	\$10.67	\$16.19
Loggers	\$17.32	\$21.85
Millwrights	\$16.70	\$21.26
Nurses, Registered	\$23.28	\$32.79
Sawmill Workers	\$12.91	\$15.70
Secretaries, General	\$10.91	\$14.91
Truck Drivers, Heavy	\$14.72	\$19.39

\* Additional occupational wage data can be found on the Idaho Department of Labor website at [imi.idaho.gov](http://imi.idaho.gov).

Covered Employment & Average Annual Wages Per Job for 2006, 2015 & 2016	2006		2015		2016	
	Average Employment	Average Wages	Average Employment	Average Wages	Average Employment	Average Wages
<b>Total Covered Wages</b>	3,548	\$30,954	3,411	\$37,558	3,438	\$38,380
<b>Agriculture</b>	297	\$36,333	160	\$44,102	171	\$45,178
<b>Mining</b>	*	*	33	\$32,668	30	\$44,632
<b>Construction</b>	170	\$27,007	58	\$32,528	84	\$42,471
<b>Manufacturing</b>	562	\$45,036	593	\$50,267	597	\$48,846
<b>Trade, Utilities, &amp; Transportation</b>	650	\$29,169	579	\$33,651	584	\$37,312
<b>Information</b>	31	\$24,374	40	\$44,265	36	\$51,697
<b>Financial Activities</b>	50	\$20,052	63	\$33,843	62	\$36,065
<b>Professional and Business Services</b>	57	\$22,028	105	\$52,305	97	\$48,001
<b>Educational and Health Services</b>	219	\$22,609	257	\$32,162	242	\$30,761
<b>Leisure and Hospitality</b>	159	\$7,383	146	\$10,469	145	\$10,567
<b>Other Services</b>	53	\$27,047	75	\$32,638	98	\$34,100
<b>Government</b>	1,248	\$30,359	1,303	\$36,232	1,293	\$36,611

Per Capita Income	2007	2008	2009	2010	2011	2012	2013	2014	2015	2016
<b>Benewah County</b>	\$27,211	\$27,236	\$26,411	\$27,241	\$28,019	\$28,999	\$30,058	\$29,938	\$32,796	\$33,035
<b>State of Idaho</b>	\$32,580	\$33,031	\$31,436	\$31,726	\$33,296	\$34,695	\$35,720	\$37,186	\$38,848	\$39,470
<b>United States</b>	\$39,821	\$41,082	\$39,376	\$40,277	\$42,461	\$44,282	\$44,493	\$46,494	\$48,451	\$49,246

Information provided by Bureau Economic Analysis



This county is served by the office located at the address below:  
 Idaho Department of Labor  
 105 N. Eighth St.  
 St. Maries, ID 83861-1845 Ph: (208) 245-2518

[labor.idaho.gov](http://labor.idaho.gov)

This publication is produced by the Idaho Department of Labor and is funded at least in part by federal grants from the U.S. Department of Labor. Costs associated with this publication are available upon request. The Idaho Department of Labor is an equal opportunity employer and service provider. Auxiliary aids and services are available upon request to individuals with disabilities. Dial 711 for Idaho Relay Service.