



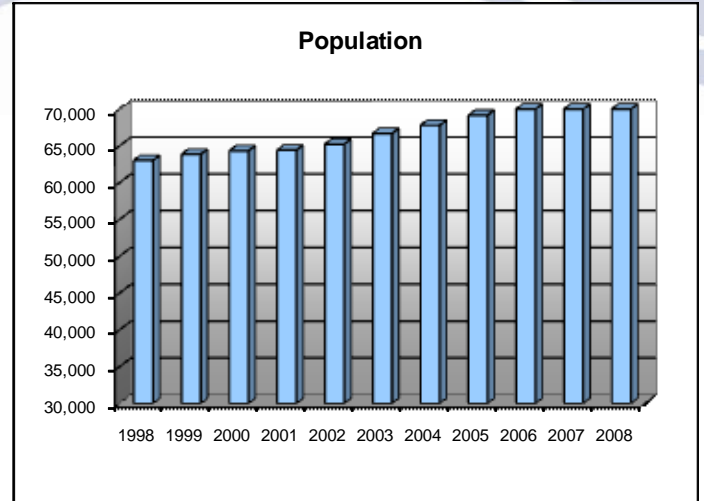
# Twin Falls County

October 2009

## Work Force Trends

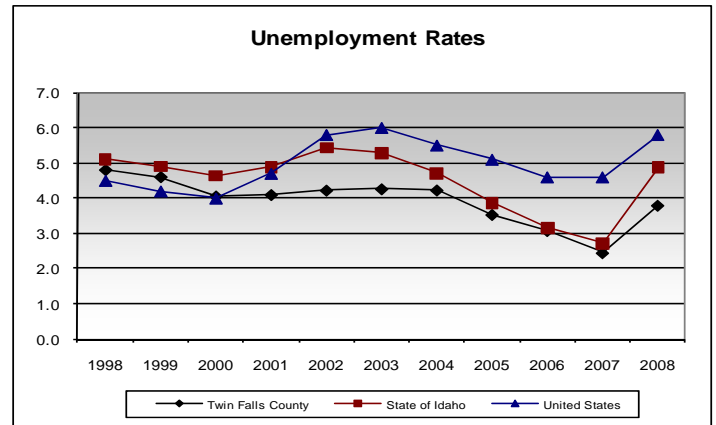
### Population

The population of Twin Falls County has grown steadily from 63,020 in 1998 to 74,284 in 2008, an 18 percent increase that preserves its ranking as the sixth most populous county in the state. It remains one of the 10 fastest growing counties in the state and a retail hub for south central Idaho. Abundant natural resources and recreational opportunities draw visitors and residents alike. The city of Twin Falls is the county seat with a population of 42,197. It lies on the edge of the spectacular Snake River Canyon spanned by the Perrine Bridge, one of the nation's few legal take-offs for BASE jumpers. A path winds along the canyon rim adjacent to retail shops, restaurants and a clubby event center with a bird's eye view of the golf courses. World-renown Shoshone Falls is just two-miles up the canyon from Twin Falls. Solid job prospects and a moderate climate for retirees will sustain a steady growth curve for Twin Falls County.



### Labor Force & Employment

Although the economy remains heavily tied to agriculture, economic developers have succeeded in diversification.. The concerted efforts by community partnerships yielded new customer service jobs with Dell Computer and manufacturing jobs with Jayco RV and Dutchmen. These investments spurred development of a slew of new subdivisions that sent new housing permits to a peak of over 650 in 2005. That slowed dramatically to under 200 in recent years. Until the current recession, unemployment peaked at 6.9 percent in 1992 and gradually fell to a record low of 2.4 percent in 2007. The area experienced a lag going into the current recession with job losses not occurring until the fourth quarter 2008 and a doubling of unemployment estimates in 2009. Even as the civilian labor force has steadily grown, Twin Falls County remains below the U.S. and Idaho unemployment rates. In the fallout



from the 2001 recession, Twin Falls and Jerome counties consistently outperformed the rest of the state.

Twin Falls County experienced a strong uptick in retail and service jobs as big box retailers converged on the entrance to the city and its main artery. A Wal-Mart super center opened in summer 2009 along with two hotels and a long-awaited new high school. The new regional medical center is scheduled to open in 2011 with strong prospects for additional medical office development in the vicinity. The College of Southern Idaho's new health science building is slated for occupancy in 2010. An unknown is the future use of the current hospital.

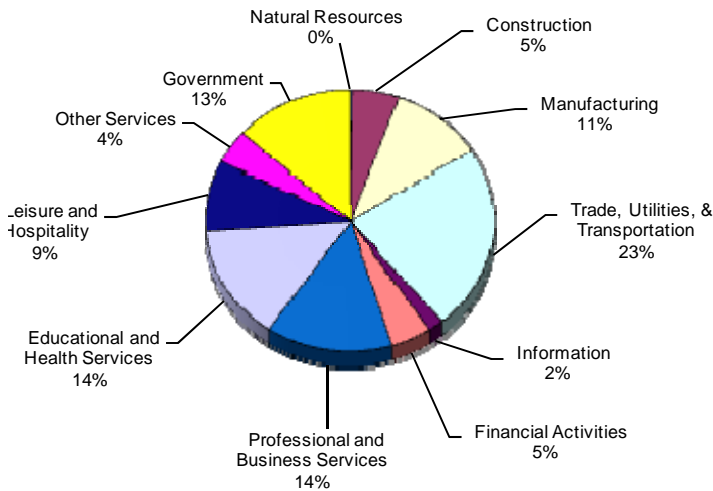
Labor Force	Sep 2008	Sep 2009
Civilian Labor Force	39,346	39,228
Total Employment	37,697	36,451
Unemployed	1,649	2,778
% of Labor Force Unemployed	4.2	7.1
State of Idaho % Unemployed	5.4	8.8
U.S. % Unemployed	6.2	9.8

Labor Force	1998	1999	2000	2001	2002	2003	2004	2005	2006	2007	2008
Civilian Labor Force	32,319	32,277	34,041	34,434	35,432	35,516	36,355	36,782	38,016	38,210	38,880
Unemployment	1,554	1,478	1,380	1,410	1,494	1,512	1,535	1,298	1,169	936	1,474
% of Labor Force Unemployed	4.8	4.6	4.1	4.1	4.2	4.3	4.2	3.5	3.1	2.4	3.8
Employment	30,765	30,799	32,661	33,024	33,938	34,004	34,820	35,484	36,847	37,274	37,406

Prepared by Jan Roeser, Regional Labor Economist, Idaho Department of Labor • 420 Falls Ave, Twin Falls, Idaho 83301

Phone: (208) 735-2500, ext. 3639 • e-mail: [jan.roeser@labor.idaho.gov](mailto:jan.roeser@labor.idaho.gov) • Labor Market Information Web site: [lmi.idaho.gov](http://lmi.idaho.gov)

## Nonfarm Payroll Jobs for 2008



Major Employers	
Amalgamated Sugar	Jayco
Bridgeview Estates	Kroger
Clear Springs Foods, Inc.	Longview Fibre
College of Southern Idaho	Rangen, Inc.
ConAgra	Seastrom Manufacturing
Discovery Research	Seneca
Glanbia	Solo Cup
Independent Meat	St. Luke's Magic Valley Regional Medical Center

## Wages & Income

Despite stable employment growth, Twin Falls County wages remain relatively low. Per capita income increased 38 percent from \$20,800 in 1998 to \$28,642 in 2007. The average wage at just under \$28,000 in 2008 remained below the state average of \$31,804 and the U.S. average of \$38,615. Twin Falls County ranked 19<sup>th</sup> among Idaho's 44 counties in per capita income because of the dominance of retail, service and seasonal jobs. Average annual wage growth at 2 percent is essentially stagnant, particularly considering the minimum wage increase from 2007 to 2008 was a 12 percent.

Occupational Wages*	Average Wages
Education Administrators	\$28.00
Teachers	\$17.00
Social Workers	\$16.00
Dental Assistants	\$10.50
Registered Nurse	\$20.00
LPNs	\$11.00
Drivers	\$11.00
Cashiers	\$6.55
Bookkeepers	\$12.00
Bank Tellers	\$9.00
Landscapers	\$10.00
Construction	\$12.00
Framers	\$11.00
Forklift Operators	\$12.00
Electricians	\$16.00
Maintenance Mechanics	\$12.00
Milker	\$11.00
Farm Laborers	\$7.00

\* Additional occupational wage data can be found on the Idaho Department of Labor Web site at [lmi.idaho.gov](http://lmi.idaho.gov).

Covered Employment & Average Annual Wages Per Job for 1998, 2007 & 2008	1998		2007		2008	
	Average Employment	Average Wages	Average Employment	Average Wages	Average Employment	Average Wages
<b>Total Covered Wages</b>	28,425	\$21,222	34,479	\$27,370	34,739	\$27,924
<b>Agriculture</b>	1,435	\$19,506	1,899	\$25,262	1,928	\$26,563
<b>Mining</b>	41	\$17,165	44	\$28,301	62	\$31,678
<b>Construction</b>	1,400	\$22,125	1,907	\$28,150	1,775	\$29,754
<b>Manufacturing</b>	3,260	\$25,377	3,468	\$34,124	3,478	\$33,751
<b>Trade, Utilities &amp; Transportation</b>	7,150	\$20,604	7,717	\$27,504	7,598	\$27,875
<b>Information</b>	476	\$25,043	600	\$29,272	583	\$30,706
<b>Financial Activities</b>	1,093	\$29,203	1,434	\$37,527	1,436	\$37,520
<b>Professional and Business Services</b>	2,634	\$19,716	4,635	\$23,275	4,728	\$23,595
<b>Educational and Health Services</b>	2,595	\$23,071	4,694	\$30,836	4,796	\$31,868
<b>Leisure and Hospitality</b>	2,670	\$8,746	2,674	\$10,932	2,861	\$11,761
<b>Other Services</b>	904	\$16,508	1,068	\$20,767	1,112	\$21,316
<b>Government</b>	4,767	\$25,091	4,340	\$31,062	4,383	\$32,255

Per Capita Income	1998	1999	2000	2001	2002	2003	2004	2005	2006	2007
<b>Twin Falls County</b>	\$20,800	\$21,073	\$21,783	\$24,048	\$24,286	\$24,031	\$25,392	\$26,542	\$27,242	\$28,642
<b>State of Idaho</b>	\$21,789	\$22,786	\$24,077	\$25,024	\$25,234	\$25,543	\$27,389	\$28,681	\$30,374	\$31,804
<b>United States</b>	\$26,883	\$27,939	\$29,843	\$30,574	\$30,838	\$31,530	\$33,157	\$34,690	\$36,794	\$38,615

Information provided by U.S. Census Bureau



This county is served by the office listed below:  
 Idaho Department of Labor  
 420 Falls Ave.  
 Twin Falls, ID 83301-5129 Ph: (208) 735-2500

[labor.idaho.gov](http://labor.idaho.gov)