



Shoshone County

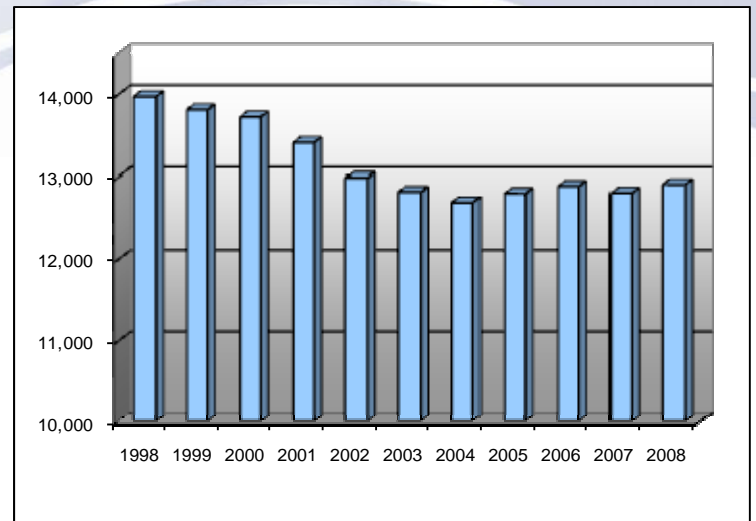
November 2009

Work Force Trends

Population

After devastating mine and smelter closures, Shoshone County's population fell 28 percent in the 1980s and continued declining at a lesser rate in the following decades. Increasingly some Silver Valley towns became bedroom communities for the Coeur d'Alene area. From 1998 to 2008, the population fell 8 percent from 13,974 to 12,913 while Idaho's population grew 22 percent and the U.S. population grew 10 percent. With its long-term economic outlook brighter, the county's population should grow at a fairly strong rate over the next 10 years.

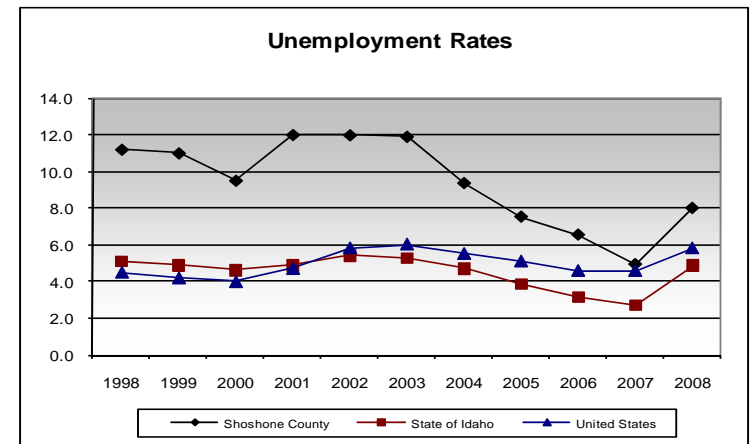
The county seat, Wallace, has a population of 861. The largest cities are Kellogg with a population of 2,228, Pinehurst at 1,589 and Osburn at 1,389.



Labor Force & Employment

High silver prices are helping the mining industry, which had declined from a peak of 4,200 jobs in 1981 to 340 in 2002. The Lucky Friday and Galena mines, which were the only major mines left open, employ twice as many people as they did four years ago. The Sunshine Mine, which closed in 2001, reopened in 2007. By the middle of 2008, mining employed 700. Unfortunately, the world recession reduced prices for silver, lead and zinc, causing the Sunshine Mine to shut down and the Galena to lay off workers in late 2008.

Shoshone County is developing its tourism sector. In 1990, the world's longest gondola opened, running from Kellogg to the Silver Mountain ski area. In 2008, Silver Mountain Resort opened an indoor water park and broke ground on an 18-hole golf course. The city of Wallace draws many travelers off Interstate 90 to shop and play in its charming downtown. Lookout, a small ski area along Interstate 90 near the Montana border, doubled



employment in the last few years. Growing numbers of hikers, bicyclists and snowmobilers are exploring the hundreds of miles of trails in Shoshone County. The ski areas, other tourist facilities, lodging, restaurants and bars employ about 600.

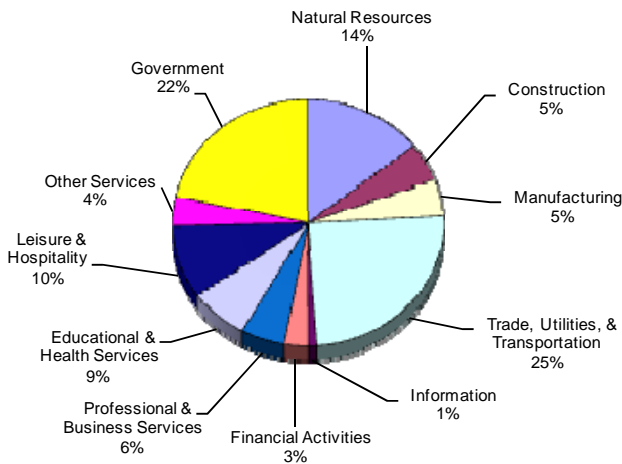
Shoshone County's small, diversified manufacturing sector has declined slightly because of the recession.

The county's retail and service sectors grew after 2003 as population grew, tourism increased and incomes rose. Now, the recession has caused them to shed jobs. Dave Smith Motors, an automobile dealership in Kellogg, employs more than 300, making it the county's largest employer.

Labor Force	Oct 2008	Oct 2009
Civilian Labor Force	6,213	6,069
Total Employment	5,520	5,106
Unemployed	693	963
% of Labor Force Unemployed	11.1	15.9
State of Idaho % Unemployed	5.6	8.9
U.S. % Unemployed	6.6	10.2

Labor Force	1998	1999	2000	2001	2002	2003	2004	2005	2006	2007	2008
Civilian Labor Force	6,796	6,545	6,119	5,741	5,441	5,462	5,523	5,636	5,560	5,667	6,278
Unemployment	763	719	581	690	653	650	517	424	363	278	502
% of Labor Force Unemployed	11.2	11.0	9.5	12.0	12.0	11.9	9.4	7.5	6.5	4.9	8.0
Employment	6,033	5,826	5,538	5,052	4,789	4,812	5,006	5,212	5,196	5,389	5,775

Nonfarm Payroll Jobs for 2008



Economic Development

In the early 1980s, Shoshone County was one of Idaho's three most prosperous counties. More than 20 years of high unemployment made it the third poorest by 2003. Fortunately, rising employment and wages over the last few years have helped the county regain some of its former luster. According to U.S. Housing & Urban Development estimates, the county's median family income grew 24 percent between 2003 and 2008 while U.S. median family income grew 9 percent. The Silver Valley Economic Development Corporation is working to expand and diversify the local economic base.

Major Employers

Dave Smith Motors
Galena Mine
Lookout Pass Ski Area
Lucky Friday Mine
Shoshone Medical Center
Silver Mountain Resort
U.S. Forest Service
Wal-Mart

Occupational Wages*

Starting Wage

Assemblers	\$7.25
Bookkeepers	\$8.75
Carpenters, Journey-level	\$16.00
Cashiers	\$6.75
Clerks, General Office	\$7.50
Clerks, Retail	\$7.00
Cooks, Restaurant	\$7.50
Janitors	\$7.75
Laborers, Mine	\$11.80
Miners, Contract	\$16.75
Nurses, Registered	\$18.25
Secretaries, General	\$7.75
Truck Drivers, Heavy	\$13.00

* Additional occupational wage data can be found on the Idaho Department of Labor Web site at lmi.idaho.gov.

Covered Employment & Average Annual Wages Per Job for 1998, 2007 & 2008	1998		2007		2008	
	Average Employment	Average Wages	Average Employment	Average Wages	Average Employment	Average Wages
Total Covered Wages	4,917	\$23,873	4,769	\$31,684	4,944	\$31,954
Agriculture	85	\$23,392	86	\$46,697	64	\$34,672
Mining	755	\$38,575	569	\$60,988	711	\$59,789
Construction	355	\$31,858	212	\$28,758	254	\$35,291
Manufacturing	174	\$21,856	251	\$29,207	243	\$32,315
Trade, Utilities & Transportation	915	\$21,640	1,282	\$32,300	1,251	\$28,907
Information	43	\$16,474	56	\$24,985	49	\$28,127
Financial Activities	111	\$21,952	125	\$22,532	140	\$21,675
Professional and Business Services	318	\$24,727	254	\$30,403	266	\$31,019
Educational and Health Services	350	\$16,914	372	\$25,521	358	\$25,955
Leisure and Hospitality	474	\$8,478	444	\$10,363	480	\$10,850
Other Services	103	\$11,376	93	\$19,918	96	\$21,138
Government	1,234	\$23,700	1,024	\$28,933	1,032	\$30,113

Per Capita Income	1998	1999	2000	2001	2002	2003	2004	2005	2006	2007
Shoshone County	\$19,080	\$18,736	\$19,180	\$19,981	\$21,193	\$22,726	\$25,101	\$25,454	\$26,026	\$28,923
State of Idaho	\$21,789	\$22,786	\$24,077	\$25,024	\$25,234	\$25,543	\$27,389	\$28,681	\$30,374	\$31,804
United States	\$26,883	\$27,939	\$29,843	\$30,574	\$30,838	\$31,530	\$33,157	\$34,690	\$36,794	\$38,615

Information provided by U.S. Census Bureau



This county is served by the office listed below:
 Idaho Department of Labor
 35 Wildcat Way
 Kellogg, ID 83837-2392 Ph: (208) 783-1202

labor.idaho.gov