



Power County

November 2009

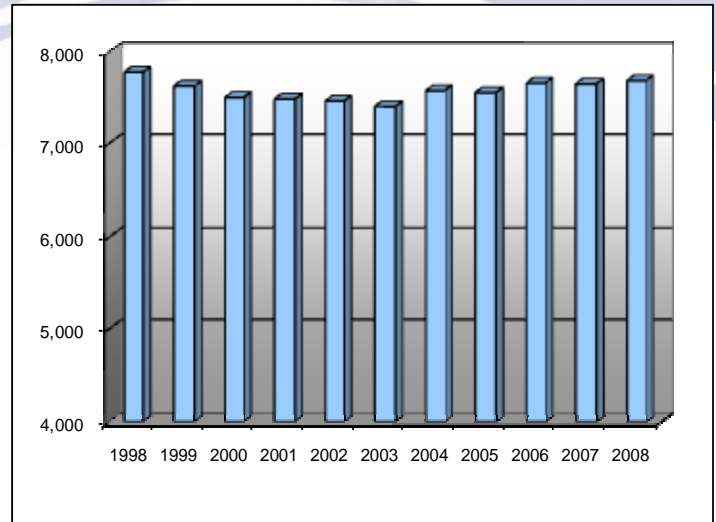
Work Force Trends

Population

Power County's population has been relatively stable over the past 10 years, fluctuating within a range of 250. The 2008 estimate of 7,684 is 94 fewer than the 1998 estimate of 7,778.

Natural growth and immigration raised the population early in the decade. The loss of manufacturing jobs mid-way through forced people to leave for work elsewhere, and the population steadily declined until a slight rebound began in 2003.

The American Falls Reservoir, the largest on the Snake River, sparkles as one of the best boating and fishing lakes in the state. It also provides irrigation water storage and hydroelectric power. The original American Falls, below the dam, adds stunning scenery to the county's lush and fertile farm land.

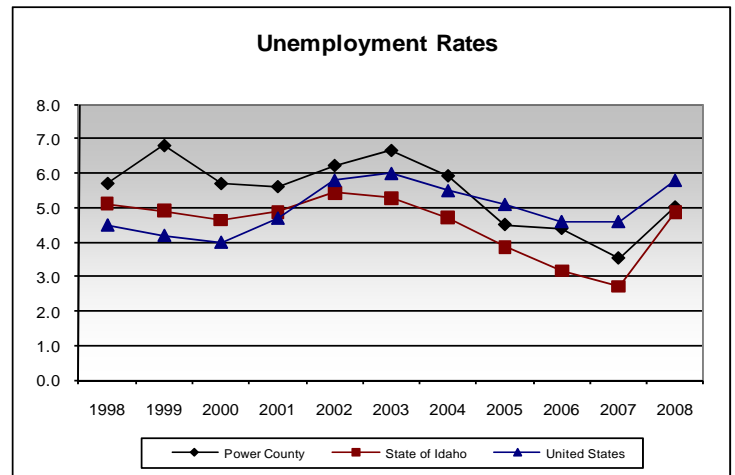


Labor Force & Employment

A diverse, skilled work force with an excellent work history is heavily dependent on agriculture and manufacturing related to it. National and regional economic fluctuations in agriculture kept unemployment high throughout the decade.

With agriculture and related-manufacturing providing most of the county's employment, diversification is needed for future growth. The many marinas and beaches, excellent trout fishing and wind and water conditions draw tourists, which helps support the city of American Falls.

The labor force has changed little since 1998 and was the same in 2008 as 10 years earlier. Employment fell just 23 from 2007 to 2008 and was up just 26 from 1998 to 2008. Because of seasonal lay-offs in food processing, the county unemployment rate was comparatively high at 5.5 percent in 2008 and averaging 6 percent annually for the decade.



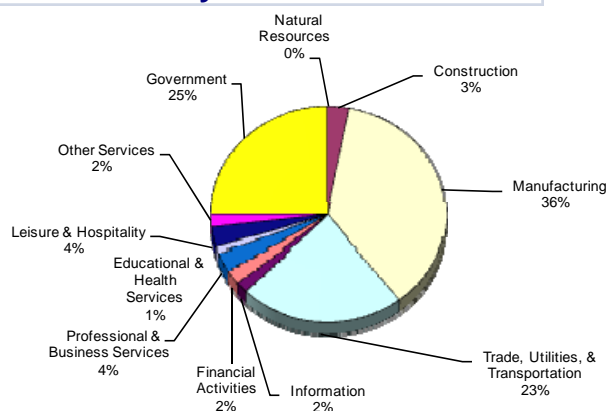
Jobs, however, dropped in Power County from 4,195 in 1998 to 3,295 in 2008. Nearly all the job loss was in manufacturing with the shutdown of the Astaris phosphate plant at the end of 2001.

With the exception of professional and business services, employment in other sectors remained relatively constant during the decade. As economic prospects for agriculture and related manufacturing improve so will the economy of Power County.

Labor Force	Oct 2008	Oct 2009
Civilian Labor Force	3,741	3,586
Total Employment	3,644	3,441
Unemployed	97	145
% of Labor Force Unemployed	2.6	4.0
State of Idaho % Unemployed	5.6	8.9
U.S. % Unemployed	6.6	10.2

Labor Force	1998	1999	2000	2001	2002	2003	2004	2005	2006	2007	2008
Civilian Labor Force	3,644	3,465	3,611	3,530	3,556	3,651	3,743	3,760	3,834	3,819	3,644
Unemployment	209	237	206	198	221	243	222	169	168	135	183
% of Labor Force Unemployed	5.7	6.8	5.7	5.6	6.2	6.7	5.9	4.5	4.4	3.5	5.0
Employment	3,435	3,228	3,405	3,332	3,335	3,408	3,521	3,591	3,666	3,684	3,461

Nonfarm Payroll Jobs for 2008



Major Employers

AMS, Inc
Christiansen Implement
Con Agra
County Line Farms
Driscoll Potatoes
Double L Manufacturing
E & R Transportation
Gehring Ag Business
J. R. Simplot Company
Lance Funk Farms

Occupational Wages*

Starting Wages

Cashiers, Retail	\$7.25
Cooks	\$7.25
Food & Beverage Servers	\$7.25
Janitors	\$7.25
Construction Laborers	\$8.10
Maids	\$7.25
Nurses, Registered	\$19.83
General Office Clerks	\$7.35
Auto Mechanics	\$10.24
Teachers	\$31,750.00

Industry Employment & Wages

Even though the number of manufacturing jobs decreased from 1998 to 2008, the industry still provides 36 percent of covered employment and pays Power County's highest wages.

Government accounts for 29 percent of the jobs with many in public education.

The average covered wage of \$31,574 ranks high among all Idaho counties, influenced by the large percentage of workers in manufacturing where the average wage was \$42,028.

* Additional occupational wage data can be found on the Idaho Department of Labor Web site at lmi.idaho.gov.

Covered Employment & Average Annual Wages Per Job for 1998, 2007 & 2008	1998		2007		2008	
	Average Employment	Average Wages	Average Employment	Average Wages	Average Employment	Average Wages
Total Covered Wages	4,195	\$25,346	3,206	\$30,674	3,295	\$31,574
Agriculture	488	\$14,768	447	\$24,051	439	\$25,578
Mining	0	\$0	0	\$0	0	\$0
Construction	141	\$21,195	100	\$28,560	87	\$30,094
Manufacturing	1,762	\$36,107	1,040	\$42,282	1,056	\$42,028
Trade, Utilities & Transportation	608	\$18,721	584	\$26,212	651	\$28,251
Information	*	*	35	\$40,003	48	\$28,800
Financial Activities	85	\$17,381	67	\$21,579	63	\$24,029
Professional and Business Services	198	\$16,561	80	\$34,562	85	\$42,163
Educational and Health Services	34	\$17,380	32	\$24,003	31	\$24,579
Leisure and Hospitality	134	\$5,953	88	\$7,104	83	\$6,215
Other Services	52	\$14,925	44	\$22,661	52	\$26,916
Government	665	\$20,192	689	\$25,330	701	\$26,079

Per Capita Income	1998	1999	2000	2001	2002	2003	2004	2005	2006	2007
Power County	\$18,505	\$19,980	\$20,673	\$18,967	\$20,098	\$18,263	\$20,557	\$20,922	\$21,809	\$25,131
State of Idaho	\$21,789	\$22,786	\$24,077	\$25,024	\$25,234	\$25,543	\$27,389	\$28,681	\$30,374	\$31,804
United States	\$26,883	\$27,939	\$29,843	\$30,574	\$30,838	\$31,530	\$33,157	\$34,690	\$36,794	\$38,615

Information provided by U.S. Census Bureau



This county is served by the office listed below:
 Idaho Department of Labor
 430 N. Fifth Ave.
 Pocatello, ID 83205-4087 Ph: (208) 236-6710

labor.idaho.gov

This publication is produced by Idaho Department of Labor funded at least in part by federal grants from the U.S. Department of Labor.

Costs associated with this specific publication are available by contacting Idaho Department of Labor.

Idaho Department of Labor is an equal opportunity employer/program. Auxiliary aids and services are available upon request to individuals with disabilities. Dial 711 for TTY Idaho Relay Service.