



Nez Perce County

November 2009

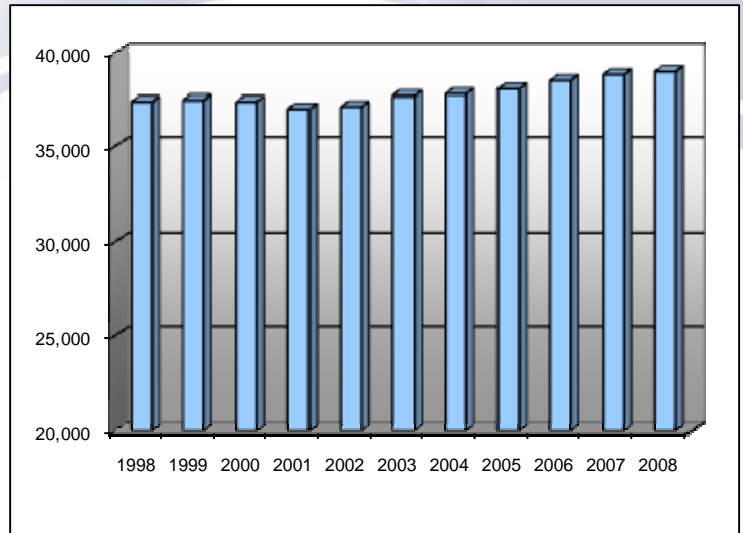
Work Force Trends

Population

Nez Perce County's population grew 4 percent from 37,395 in 1998 to 38,975 in 2008 while the U.S. population grew 10 percent and Idaho's population grew 22 percent. Slow job growth reduced migration into the county while an aging population reduced the birth rate.

Nez Perce is closely tied to Asotin County, Wash. Many Asotin County residents, especially Clarkston residents, work in Lewiston. Asotin County's population grew slightly slower than Nez Perce County, 3 percent from 20,721 to 21,420.

The Nez Perce County seat, Lewiston, had a 2008 population of 31,764. The populations of the other incorporated cities were 1,120 in Lapwai, 376 in Culdesac and 184 in Peck.

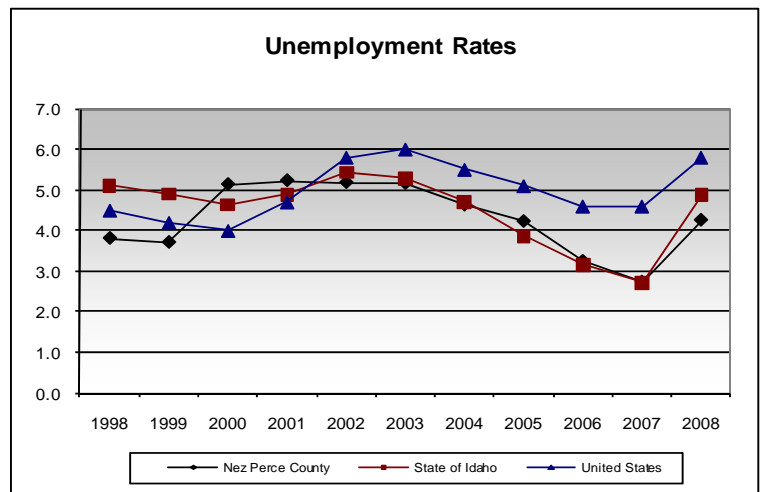


Labor Force & Employment

Nez Perce County is a regional hub for retail, health care, media, government and transportation. Lewiston has the only airport offering regular passenger service in north central Idaho. It also is Idaho's only seaport. Barges regularly travel from Lewiston onto the Columbia River to the ocean. Clearwater, Idaho and Lewis counties in Idaho and Asotin and Columbia counties in Washington tend to rely on the Lewiston area for goods and services unavailable locally. In addition, many residents of neighboring counties work in the Lewiston area.

Lewiston is home to Lewis-Clark State College, a four-year school also offering one-year and two-year professional-technical training programs. Its fall 2009 enrollment soared to 4,200 students.

Nez Perce County's largest employer is Clearwater Paper Inc., whose 1,700 employees make paper tissue,



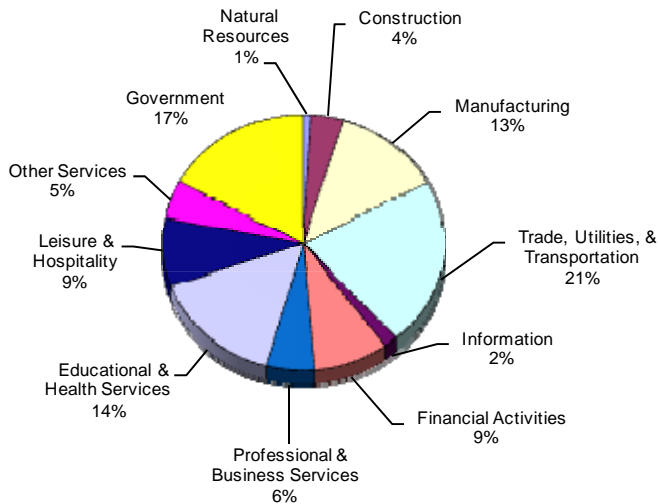
paperboard and lumber in Lewiston. ATK's bullet factory in Lewiston and St. Joseph's Regional Medical Center, the heart of Lewiston's bustling medical community, each employ nearly 900 while Regence BlueShield's insurance center in Lewiston employs 680 and Lewis-Clark State College employs 600. The Nez Perce Tribe employs nearly 500 at its headquarters and various services in Lapwai and another 220 at its casino and resort near Lewiston.

The tourism industry has grown since 2000, but the U.S. recession has slowed tourism slightly in the last two years. The recession also has reduced retail activity.

Labor Force	Oct 2008	Oct 2009
Civilian Labor Force	19,419	20,162
Total Employment	18,435	17,589
Unemployed	984	1,239
% of Labor Force Unemployed	5.1	6.1
State of Idaho % Unemployed	5.6	8.9
U.S. % Unemployed	6.6	10.2

Labor Force	1998	1999	2000	2001	2002	2003	2004	2005	2006	2007	2008
Civilian Labor Force	23,707	23,393	18,608	19,610	19,366	19,167	18,837	19,179	18,872	18,739	19,172
Unemployment	901	870	955	1,024	1,002	988	870	809	611	511	814
% of Labor Force Unemployed	3.8	3.7	5.1	5.2	5.2	5.2	4.6	4.2	3.2	2.7	4.2
Employment	22,806	22,523	17,653	18,585	18,364	18,179	17,967	18,370	18,261	18,228	18,358

Nonfarm Payroll Jobs for 2008



Economic Development

Valley Vision is a nonprofit organization fostering the economic development of the Lewis-Clark Valley. Valley Vision concentrates its recruiting efforts on projects that contribute to economic diversification and increase household earnings.

Another major player in economic development is the 3,500-member Nez Perce Tribe, headquartered in Lapwai. The tribe also plays a role in development of Clearwater and Lewis counties.

Major Employers

ATK (ammunition manufacturer)
 City of Lewiston
 Lewis-Clark State College
 Lewiston Independent School District 1
 Nez Perce County
 Nez Perce Tribe (including casino resort)
 Clearwater Paper Inc
 Regence BlueShield (insurance)
 St. Joseph's Regional Medical Center
 Swift Transportation Company
 Tribune Publishing Co.
 Wal-Mart

Occupational Wages*

Starting Pay

Accountants	\$16.75
Assemblers	\$9.00
Bookkeepers	\$8.50
Carpenters, Journey-Level	\$15.20
Cashiers	\$7.20
Computer Technicians	\$14.75
Customer Service Representatives	\$8.80
Dental & Health Care Assistants	\$10.40
Janitors	\$8.50
Nurses, Registered	\$19.00
Salespersons, Retail	\$7.40
Secretaries	\$10.00
Truck Drivers, Heavy	\$14.50

* Additional occupational wage data can be found on the Idaho Department of Labor Web site at lmi.idaho.gov.

Covered Employment & Average Annual Wages Per Job for 1998, 2007 & 2008	1998		2007		2008	
	Average Employment	Average Wages	Average Employment	Average Wages	Average Employment	Average Wages
Total Covered Wages	20,458	\$25,924	21,100	\$32,957	20,982	\$33,756
Agriculture	240	\$32,733	200	\$46,562	211	\$43,764
Mining	153	\$24,085	112	\$49,807	98	\$55,624
Construction	803	\$28,695	852	\$37,127	831	\$40,739
Manufacturing	3,079	\$38,214	2,793	\$44,299	2,764	\$44,818
Trade, Utilities and Transportation	4,533	\$21,604	4,587	\$29,655	4,564	\$29,062
Information	302	\$21,935	384	\$27,333	357	\$28,506
Financial Activities	1,287	\$28,003	1,517	\$35,786	1,517	\$38,259
Professional and Business Services	1,264	\$38,975	1,336	\$47,309	1,216	\$46,931
Educational and Health Services	2,687	\$25,586	3,195	\$31,337	3,302	\$33,761
Leisure and Hospitality	1,837	\$9,416	1,839	\$12,478	1,868	\$12,651
Other Services	730	\$15,810	558	\$20,111	533	\$20,956
Government	2,841	\$26,909	3,726	\$34,030	3,722	\$35,379

Per Capita Income	1998	1999	2000	2001	2002	2003	2004	2005	2006	2007
Nez Perce County	\$23,104	\$23,867	\$24,891	\$25,724	\$25,516	\$26,116	\$27,488	\$28,481	\$29,351	\$31,488
State of Idaho	\$21,789	\$22,786	\$24,077	\$25,024	\$25,234	\$25,543	\$27,389	\$28,681	\$30,374	\$31,804
United States	\$26,883	\$27,939	\$29,843	\$30,574	\$30,838	\$31,530	\$33,157	\$34,690	\$36,794	\$38,615

Information provided by U.S. Census Bureau



This county is served by the office listed below:
 Idaho Department of Labor
 1158 Idaho St.
 Lewiston, ID 83501 Ph: (208) 799-5000

labor.idaho.gov