



Minidoka County

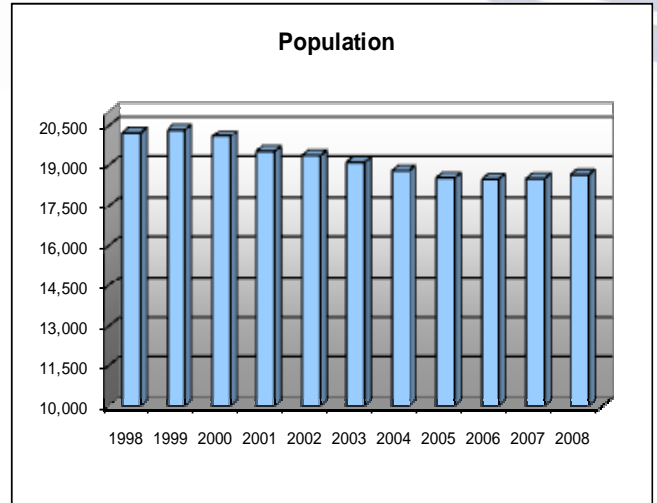
November 2009

Work Force Trends

Population

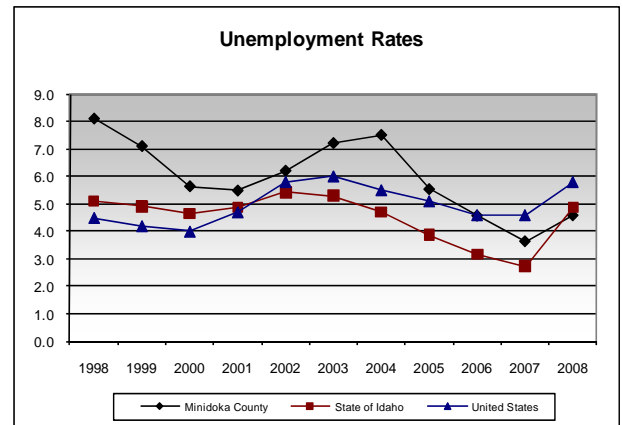
The population of Minidoka County has been slipping over the last decade from 20,244 in 1998 to 18,645 in 2008. But the trend may be reversing with a slight year-over-year increase of 0.7 percent in 2008 after the 7.9 percent decline over the decade.

Once heavily dependent on agriculture and food processing, the county economy has diversified to some durable manufacturing and wholesale and retail trade tied to milk processing. Wages tend toward the low end, which creates a challenge in attracting and retaining residents but works favorably in appealing to new businesses. New employers have been willing to pay higher wages than the norm but almost always lower than competing states. Still the jobs also provide needed health benefits. Renewed economic vitality, the area's scenic beauty and the lure of nearby recreation are drawing new residents.



Labor Force & Employment

Minidoka County traditionally has the highest unemployment rate of all south central Idaho counties. The rate peaked at 8.1 percent in 1998 and fell to a record low 3.6 percent in 2007. In the past, many workers relied on fresh pack potato operations, farm jobs, sugar processing and potato processing for employment. But In 2003, the J.R. Simplot Co. closed its Heyburn plant, idling 600 workers and causing a spike in the unemployment rate to 7.5 percent in 2004. Since then, Simplot has donated the plant along the Snake River to the city of Burley for an industrial park, which now has a retail outlet, restaurant and farmer's market in the summer. Gossner Cheese was lured to the industrial park. Minidoka County is commonly combined with Cassia County

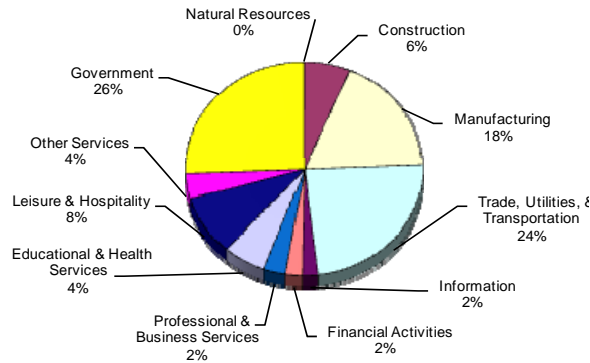


to make the Mini-Cassia area. The city of Burley lies in both counties and is divided by the Snake River but both counties are linked economically and socially. The area offers both a labor pool with a strong work ethic and a strategic location with access to commercial rail and truck transportation.

Labor Force	Oct 2008	Oct 2009
Civilian Labor Force	9,635	9,564
Total Employment	9,235	9,070
Unemployed	399	494
% of Labor Force Unemployed	4.1	5.2
State of Idaho % Unemployed	5.6	8.9
U.S. % Unemployed	6.6	10.2

Labor Force	1998	1999	2000	2001	2002	2003	2004	2005	2006	2007	2008
Civilian Labor Force	9,876	9,822	10,168	9,870	9,815	9,376	9,435	9,386	9,708	9,428	9,401
Unemployment	799	702	573	541	609	676	708	519	443	342	430
% of Labor Force Unemployed	8.1	7.1	5.6	5.5	6.2	7.2	7.5	5.5	4.6	3.6	4.6
Employment	9,077	9,120	9,595	9,329	9,206	8,700	8,727	8,867	9,265	9,086	8,971

Nonfarm Payroll Jobs for 2008



Wages & Income

Minidoka County ranks 39th among Idaho's 44 counties in per capita income despite tremendous growth over the last decade. Per capita income rose from \$16,520 in 1998 to \$23,907 in 2007, or 45 percent. The current outlook for income growth is good since the dairy industry provides year-round jobs and solid wages. In 2007 Kraft sold its operation to Brewster Dairy, a Swiss cheese manufacturer, and Gossner Cheese continues its processing operations. With the influx of new companies drawn by low real estate and labor costs, wage in the Mini-Cassia area should continue their upward trend.

Major Employers

Amalgamated Sugar
 Best Western Burley Inn
 Brewster Dairy
 City of Rupert
 Fairfield Inn & Suites
 Gossner Foods
 Kodiak Northwest
 Magic Valley Produce
 Minidoka Memorial County Hospital
 Wal-Mart

Occupational Wages*

Average Wage

Teachers	\$14.82
Registered Nurses	\$18.58
Certified Nurses Aides	\$7.01
Receptionists	\$8.38
Bank Tellers	\$8.32
Cashiers	\$6.55
Telemarketers	\$7.19
Retail Sales	\$7.49
Medical Housekeeping	\$6.18
Landscapers	\$8.37
Construction Labor	\$11.52
Food Processors	\$9.96
Cheese Processors	\$9.42
Milkers	\$9.90
Farm Labor	\$6.55

* Additional occupational wage data can be found on the Idaho Department of Labor Web site at lmi.idaho.gov.

Covered Employment & Average Annual Wages Per Job for 1998, 2007 & 2008	1998		2007		2008	
	Average Employment	Average Wages	Average Employment	Average Wages	Average Employment	Average Wages
Total Covered Wages	7,556	\$21,589	6,957	\$26,884	6,872	\$27,759
Agriculture	1,062	\$16,377	1,382	\$22,924	1,274	\$25,495
Mining	*	*	*	*	*	*
Construction	268	\$21,514	388	\$28,157	371	\$29,487
Manufacturing	1,832	\$30,886	1,005	\$42,674	1,029	\$40,679
Trade, Utilities & Transportation	1,653	\$21,146	1,292	\$28,066	1,317	\$29,215
Information	102	\$23,194	138	\$30,083	121	\$30,374
Financial Activities	95	\$20,111	124	\$27,564	123	\$29,576
Professional and Business Services	195	\$19,131	162	\$33,556	175	\$33,032
Educational and Health Services	279	\$15,640	337	\$19,842	341	\$19,802
Leisure and Hospitality	538	\$8,462	549	\$10,369	531	\$10,529
Other Services	149	\$12,645	162	\$17,330	145	\$18,978
Government	1,381	\$21,425	1,414	\$25,999	1,442	\$26,726

Per Capita Income	1998	1999	2000	2001	2002	2003	2004	2005	2006	2007
Minidoka County	\$16,520	\$17,207	\$17,452	\$18,390	\$19,303	\$17,935	\$19,637	\$20,488	\$21,855	\$23,907
State of Idaho	\$21,789	\$22,786	\$24,077	\$25,024	\$25,234	\$25,543	\$27,389	\$28,681	\$30,374	\$31,804
United States	\$26,883	\$27,939	\$29,843	\$30,574	\$30,838	\$31,530	\$33,157	\$34,690	\$36,794	\$38,615

Information provided by Bureau of Economic Analysis



This county is served by the office listed below:
 Idaho Department of Labor
 127 W. Fifth St. N.
 Burley, ID 83318 Ph: (208) 678-5518

labor.idaho.gov

This publication is produced by the Idaho Department of Labor and is funded at least in part by federal grants from the U.S. Department of Labor. Costs associated with this specific publication are available by contacting the Idaho Department of Labor. The Idaho Department of Labor is an equal opportunity employer and service provider. Auxiliary aids and services are available upon request to individuals with disabilities. Dial 711 for TTY Idaho Relay Service.