



Lewis County

November 2009

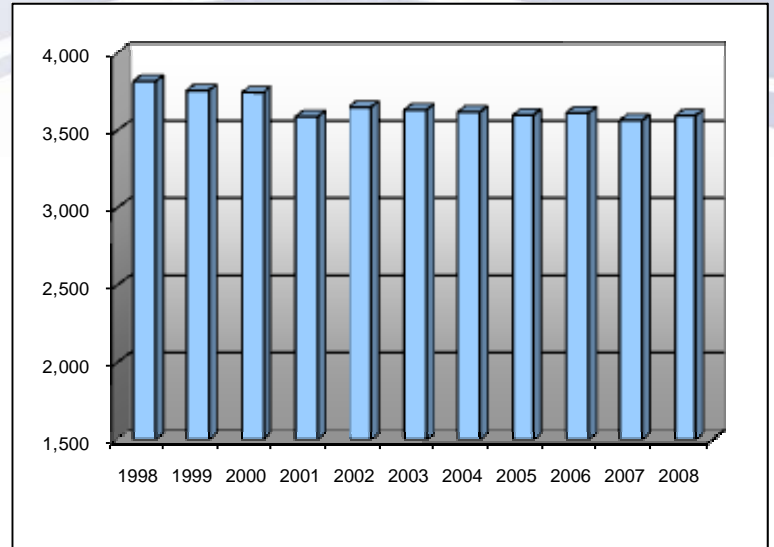
Work Force Trends

Population

Lewis County's population fell 6 percent from 3,811 in 1998 to 3,594 in 2008, while U.S. population grew 10 percent and Idaho's population grew 22 percent.

Declining job opportunities in natural resource-based industries caused some young families to move out. They were partly replaced by retirees moving to the area to enjoy its rural charm, safety, scenic beauty, hunting and fishing opportunities. Parts of Lewis County are also becoming bedroom communities for Lewiston.

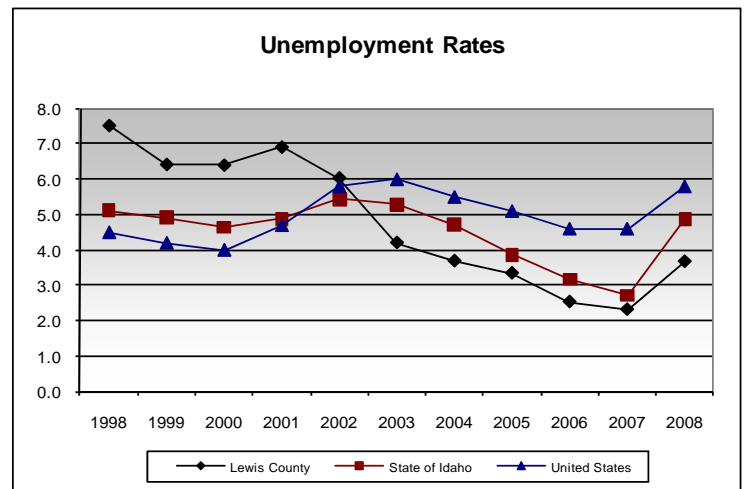
The 2008 populations of the county's incorporated cities were 1,087 in Kamiah, 519 in Craigmont, 486 in Nezperce, 291 in Winchester and 69 in Reubens.



Labor Force & Employment

Lewis County remains heavily dependent on natural resource industries—especially agriculture and forest products. Since 1980, a third of the jobs in agriculture have disappeared. In the last couple of years, high prices for wheat and other grains have given farmers added buying power, benefitting service and retail businesses. But since late 2008, grain prices have fallen sharply. Over time, the forest products industry has lost jobs, but it remains a major source of employment in several communities. During the last couple of years, falling U.S. housing starts have depressed lumber prices, forcing some mills to reduce hours or cut jobs. Today, 90 people work at sawmills, and another 40 in the logging industry.

Only 50 people work for other manufacturers. The



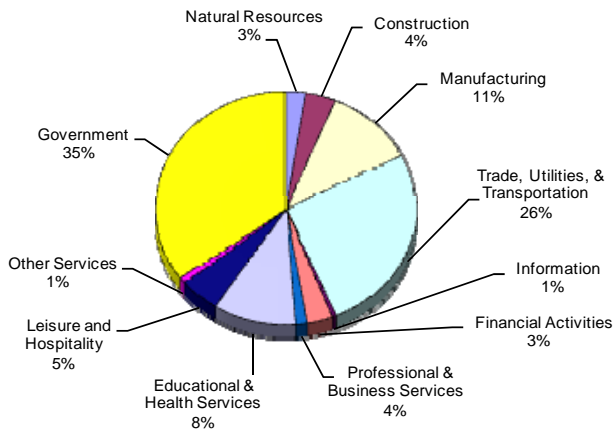
Labor Force	Oct 2008	Oct 2009
Civilian Labor Force	1,606	1,632
Total Employment	1,549	1,536
Unemployed	56	95
% of Labor Force Unemployed	3.5	5.8
State of Idaho % Unemployed	5.6	8.9
U.S. % Unemployed	6.6	10.2

largest is Hillco Technologies, which makes equipment in Nezperce to keep farm combines level.

The county's tourism industry remains small. Public lands, including Winchester State Park, provide recreational opportunities, which help to attract tourists and potential residents.

Labor Force	1998	1999	2000	2001	2002	2003	2004	2005	2006	2007	2008
Civilian Labor Force	1,607	1,540	1,739	1,708	1,749	1,672	1,704	1,727	1,718	1,772	1,723
Unemployment	121	99	111	118	105	70	63	58	43	41	63
% of Labor Force Unemployed	7.5	6.4	6.4	6.9	6.0	4.2	3.7	3.3	2.5	2.3	3.7
Employment	1,486	1,441	1,628	1,590	1,643	1,602	1,641	1,670	1,675	1,731	1,660

Nonfarm Payroll Jobs for 2008



Economic Development

Ida-Lew Economic Development Council is a nonprofit organization recruiting new businesses, assisting existing businesses, promoting infrastructure investment to sustain long-term economic growth and strengthening and diversifying the economies of Lewis and Idaho counties.

The Nez Perce Tribe also plays a major role in economic and community development in parts of Lewis, Clearwater and Nez Perce counties.

Major Employers

City of Kamiah
Cloningers Harvest Foods (grocery)
Flying B Ranch (tourism)
Highland Joint School District 305
Hillco Technologies (farm equip. manufacturer)
It'se-Ye-Ye Casino (Nez Perce Tribe)
Kamiah Joint School District 304
Kamiah Mills
Lewis County
Nezperce Joint School District 302
Seeds Inc.

Occupational Wages*

Starting Pay

Agricultural Workers	\$9.00
Assemblers	\$8.00
Bookkeepers	\$8.50
Carpenters	\$14.50
Cashiers	\$7.00
Cooks, Restaurant	\$7.00
Janitors	\$8.20
Laborers, Construction	\$9.50
Nurses, Registered	\$19.00
Salespersons, Retail	\$7.50
Secretaries	\$10.03
Teachers	\$19.12
Truck Drivers, Heavy	\$13.50

*Additional occupational wage data can be found on the Idaho Department of Labor Web site at lmi.idaho.gov.

Covered Employment & Average Annual Wages Per Job for 1998, 2007 & 2008	1998		2007		2008	
	Average Employment	Average Wages	Average Employment	Average Wages	Average Employment	Average Wages
Total Covered Wages	1,081	\$18,709	1,395	\$23,666	1,414	\$24,205
Agriculture	95	\$20,935	117	\$27,097	102	\$28,806
Mining	*	*	*	*	*	*
Construction	46	\$19,436	53	\$22,280	54	\$23,477
Manufacturing	80	\$26,098	138	\$30,174	156	\$26,798
Trade, Utilities & Transportation	231	\$17,517	340	\$21,586	359	\$23,662
Information	*	*	*	*	*	*
Financial Activities	34	\$16,451	46	\$20,473	45	\$21,562
Professional and Business Services	*	*	*	*	*	*
Educational and Health Services	40	\$16,476	138	\$18,689	142	\$18,504
Leisure and Hospitality	123	\$8,771	69	\$9,786	69	\$10,228
Other Services	3	\$13,666	18	\$15,784	12	\$12,862
Government	401	\$20,672	446	\$26,569	448	\$26,720

Per Capita Income	1998	1999	2000	2001	2002	2003	2004	2005	2006	2007
Lewis County	\$20,343	\$21,404	\$22,853	\$24,416	\$23,678	\$25,291	\$26,299	\$27,534	\$26,719	\$30,399
State of Idaho	\$21,789	\$22,786	\$24,077	\$25,024	\$25,234	\$25,543	\$27,389	\$28,681	\$30,374	\$31,804
United States	\$26,883	\$27,939	\$29,843	\$30,574	\$30,838	\$31,530	\$33,157	\$34,690	\$36,794	\$38,615

Information provided by Bureau of Economic Analysis



This county is served by the office listed below:
 Idaho Department of Labor
 305 N. State St.
 Grangeville, ID 83530-0550 Ph: (208) 983-0440

labor.idaho.gov