



Kootenai County

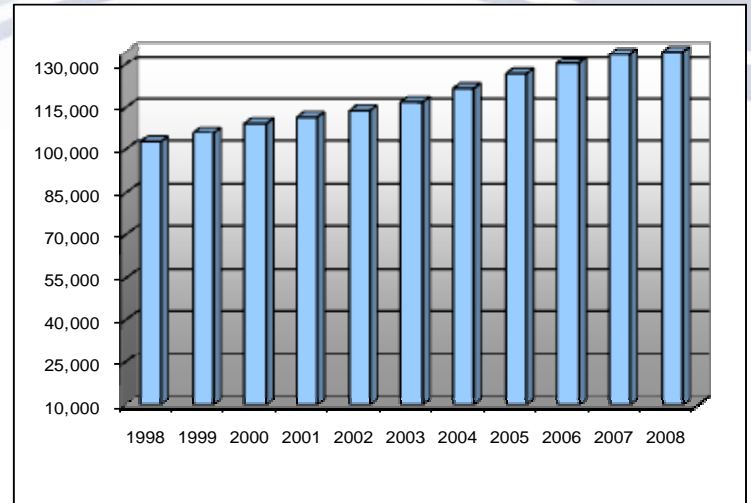
November 2009

Work Force Trends

Population

Kootenai County has experienced exceptionally strong population growth since the 1970s. From 1998 to 2008, its population grew 34 percent from 102,717 to 137,475 while Idaho's population grew 22 percent and the U.S. population grew 10 percent. The county's spectacular scenery, outdoor recreational opportunities, proximity to urban amenities and high quality of life continue to draw new residents. Strong population growth shapes many aspects of its economy.

The county seat, Coeur d'Alene, had a population of 43,360 in 2008. The populations of the larger cities include 26,460 in Post Falls, 12,873 in Hayden and 6,821 in Rathdrum. The county is closely tied to neighboring Spokane County, Wash., with a population of 460,000.

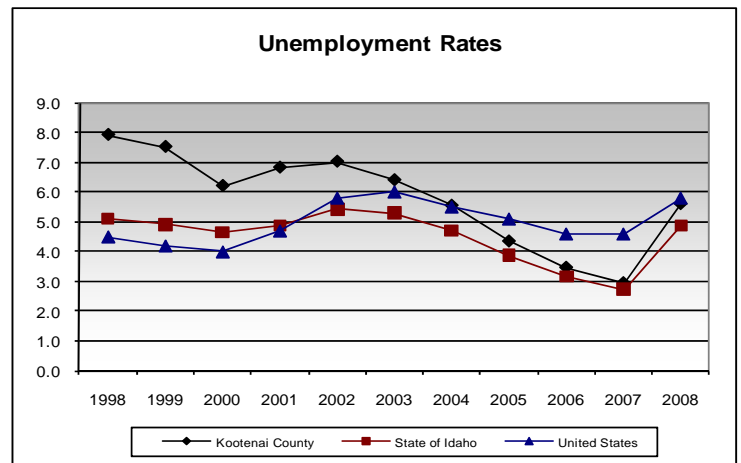


Labor Force & Employment

During the last 20 years, the local economy grew at an astounding rate as it diversified its manufacturing base, expanded tourism and added call centers and other business services. In addition, tourism and population growth fueled high levels of construction and boosted retail, health care, service and government jobs.

The opening of the Coeur d'Alene Resort in 1987 led to incredible growth in tourism. The Silverwood theme park opened in 1988 and has continued to grow every year. In 1994, the Coeur d'Alene Tribe opened a casino in Worley. Today, the casino, golf course and hotel employ nearly 900 people. In 2008, tourism employment reached 8,700.

Also promoting economic diversification and growth during the last decade were the relocation of many manufacturing operations and six call centers to Kootenai County. About 4,500 people work in the county's manufacturing businesses while 2,100 people work at call



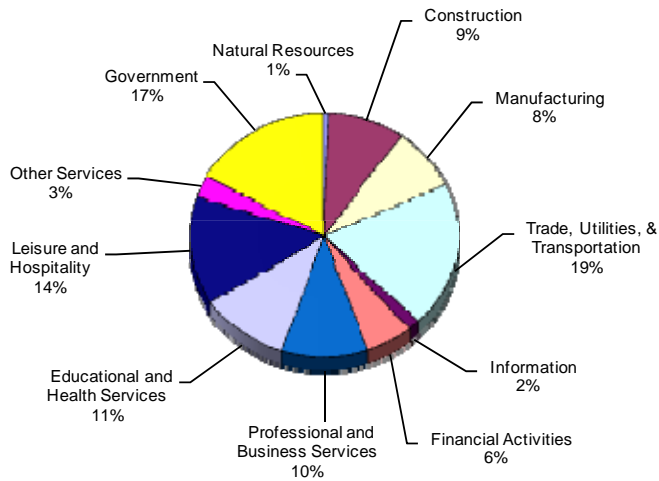
centers. Kootenai County's low business costs, good business climate and quality of life have attracted many new employers. In 2005, Buck Knives opened a manufacturing plant that employs more than 200, and U.S. Bank opened a customer service center that employs 500. Biotech lab ALK Abello and manufacturers Berg Industries and Burly Products are moving from Spokane County to Kootenai County.

The county created so many jobs a few years ago that it received national attention for its booming economy, as well as its great lifestyle. Despite the recession, the county continues to lay the foundation for further economic growth.

Labor Force	Oct 2008	Oct 2009
Civilian Labor Force	70,246	71,984
Total Employment	65,316	64,026
Unemployed	4,930	7,957
% of Labor Force Unemployed	7.0	11.1
State of Idaho % Unemployed	5.6	8.9
U.S. % Unemployed	6.6	10.2

Labor Force	1998	1999	2000	2001	2002	2003	2004	2005	2006	2007	2008
Civilian Labor Force	55,205	55,809	56,473	59,356	60,188	61,443	63,607	66,574	68,051	69,859	71,037
Unemployment	4,341	4,207	3,499	4,040	4,216	3,925	3,521	2,889	2,356	2,061	3,970
% of Labor Force Unemployed	7.9	7.5	6.2	6.8	7.0	6.4	5.5	4.3	3.5	2.9	5.6
Employment	50,864	51,602	52,974	55,316	55,973	57,518	60,086	63,685	65,695	67,799	67,066

Nonfarm Payroll Jobs for 2008



Economic Development

Kootenai County's growing population and economic development provide many opportunities for business creation. The number of private-sector employers increased 40 percent from 3,634 in 1998 to 5,097 in 2008.

Jobs Plus, the local economic development organization, has recruited dozens of businesses over the last 20 years. Low business costs, a pleasant business climate, low electricity and natural gas costs and an affordable work force are among the county's attractions for new businesses.

Major Employers

Center Partners (call centers)
Coeur d'Alene Resort
Coeur d'Alene Casino
Esterline Advanced Input Systems (manufacturer)
Kimball Office (furniture manufacturer)
Kootenai Health (hospital)
North Idaho College
U.S. Bank (including customer service center)

Occupational Wages*

Occupation	Starting Wage
Assemblers	\$8.75
Bookkeepers	\$10.00
Carpenters, Journey-level	\$17.00
Cashiers	\$7.75
Clerks, General Office	\$9.25
Clerks, Retail Sales	\$8.00
Cooks, Restaurant	\$8.00
Customer Service Reps	\$9.50
Janitors	\$8.75
Laborers, General	\$9.25
Machinists	\$13.50
Nurses, Registered	\$19.20
Secretaries, General	\$9.50
Truck Drivers, Heavy	\$13.20

* Additional occupational wage data can be found on the Idaho Department of Labor Web site at lmi.idaho.gov.

Covered Employment & Average Annual Wages Per Job for 1998, 2007 & 2008	1998		2007		2008	
	Average Employment	Average Wages	Average Employment	Average Wages	Average Employment	Average Wages
Total Covered Wages	38,843	\$22,689	56,436	\$31,037	56,277	\$31,276
Agriculture	556	\$23,767	530	\$34,352	413	\$34,373
Mining	99	\$63,198	144	\$134,227	158	\$112,352
Construction	3,140	\$26,820	5,903	\$35,638	5,220	\$37,234
Manufacturing	4,047	\$27,414	4,753	\$35,926	4,739	\$36,756
Trade, Utilities & Transportation	8,260	\$22,171	10,937	\$29,266	10,809	\$28,737
Information	918	\$29,228	981	\$38,501	896	\$43,584
Financial Activities	1,730	\$28,481	2,955	\$41,591	3,101	\$40,569
Professional and Business Services	3,084	\$24,953	5,994	\$33,362	5,948	\$33,453
Educational and Health Services	3,106	\$21,307	5,642	\$31,276	6,091	\$31,174
Leisure and Hospitality	5,966	\$10,774	7,920	\$14,515	8,141	\$14,523
Other Services	1,010	\$16,881	1,325	\$21,485	1,231	\$21,965
Government	6,929	\$26,418	9,353	\$35,539	9,529	\$36,726

Per Capita Income	1998	1999	2000	2001	2002	2003	2004	2005	2006	2007
Kootenai County	\$21,547	\$22,016	\$23,011	\$23,721	\$23,805	\$24,445	\$26,125	\$27,861	\$29,356	\$30,719
State of Idaho	\$21,789	\$22,786	\$24,077	\$25,024	\$25,234	\$25,543	\$27,389	\$28,681	\$30,374	\$31,804
United States	\$26,883	\$27,939	\$29,843	\$30,574	\$30,838	\$31,530	\$33,157	\$34,690	\$36,794	\$38,615

Information provided by Bureau of Economic Analysis



This county is served by the office listed below:
 Idaho Department of Labor
 1221 W. Ironwood Drive, Suite 200
 Coeur d'Alene, ID 83814-2606 Ph: (208) 769-1558

labor.idaho.gov