



Idaho County

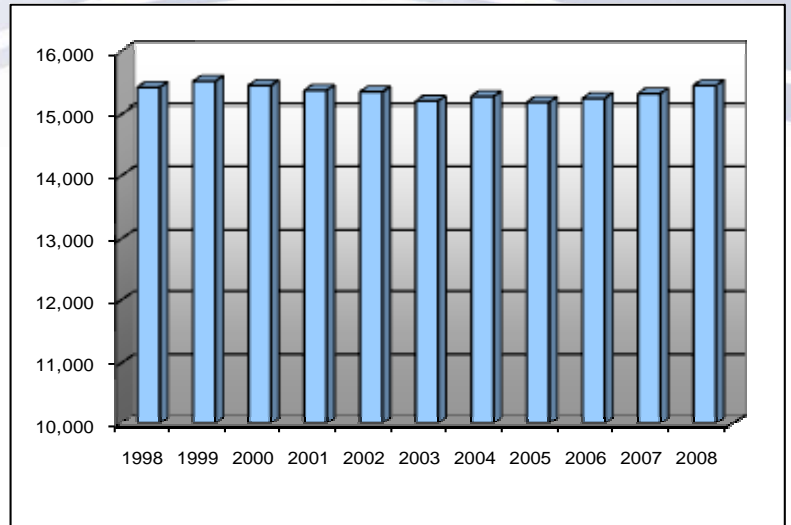
November 2009

Work Force Trends

Population

Idaho County's population rose marginally from 15,418 in 1998 to 15,448 in 2008 while U.S. population grew 10 percent and Idaho's population grew 22 percent. New registrations for driver's licenses and job registrations at the Grangeville Department of Labor office indicate few people moved into Idaho County. Most newcomers are from other parts of the Pacific Northwest and California. They come to enjoy the scenic beauty, outdoor recreational opportunities and rural lifestyle.

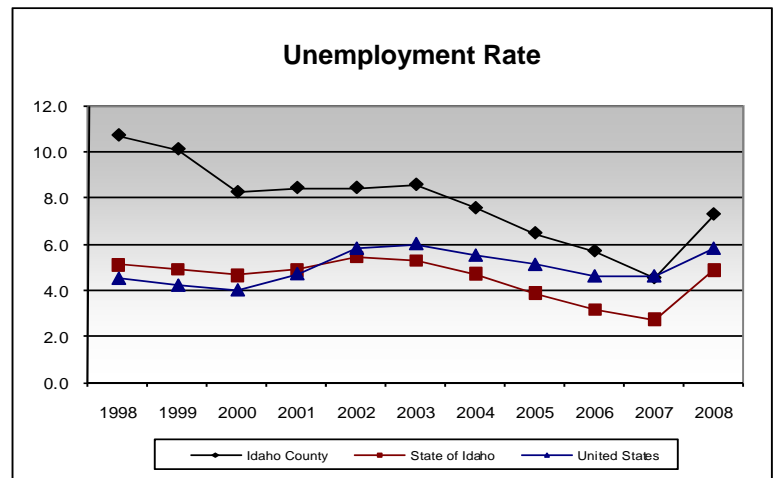
Idaho County's incorporated cities are: Grangeville with a population of 3,110 in 2008, Cottonwood with 1,041, Kooskia with 655, Riggins with 418, Stites with 225, Ferdinand at 145 and White Bird with 105.



Labor Force & Employment

Idaho County's economy remains heavily dependent on natural resources—both forest products and agriculture. The U.S. Forest Service employs more than 300 people. High prices for wheat helped farmers' bottom lines in the last couple of years, allowing them to spend more money at implement, wholesale and retail stores. But since late 2008 wheat prices have fallen. One in eight of the county's private-sector jobs are in logging or wood products manufacturing. Unfortunately, the decrease in U.S. housing starts has depressed lumber prices, forcing local mills to reduce employment. The second largest mill, Three Rivers Timber in Kamiah, closed in November.

Graced by mountains, forests and rivers, the county is just beginning to tap into its tourism potential. Over the



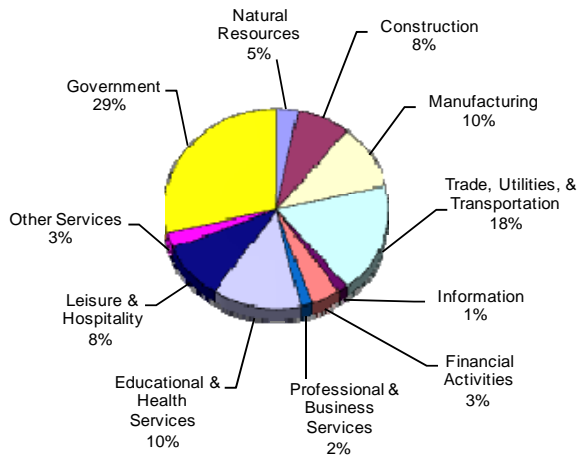
last few years, the Super 8 Motel in Grangeville, Salmon Rapids Lodge in Riggins and a \$3.4 million retreat at St. Gertrude's Monastery near Cottonwood have opened. A growing arts community also draws visitors and makes the county more attractive to retirees.

In recent years, steady job growth helped Idaho County's unemployment rate edge lower. Now, the national recession, especially problems in the timber industry, has pushed the unemployment rate up.

Labor Force	Oct 2008	Oct 2009
Civilian Labor Force	6,924	7,092
Total Employment	6,274	6,222
Unemployed	650	871
% of Labor Force Unemployed	9.4	12.3
State of Idaho % Unemployed	5.6	8.9
U.S. % Unemployed	6.6	10.2

Labor Force	1998	1999	2000	2001	2002	2003	2004	2005	2006	2007	2008
Civilian Labor Force	6,400	6,257	6,924	7,009	7,066	6,835	7,061	7,065	7,042	7,190	7,253
Unemployment	684	634	570	590	595	585	533	456	400	324	527
% of Labor Force Unemployed	10.7	10.1	8.2	8.4	8.4	8.6	7.5	6.5	5.7	4.5	7.3
Employment	5,716	5,623	6,354	6,419	6,471	6,250	6,529	6,609	6,642	6,866	6,725

Nonfarm Payroll Jobs for 2008



Economic Development

Ida-Lew Economic Development Council—a non-profit organization working to recruit new businesses, help existing businesses to expand, and otherwise strengthen and diversify the economic base of Idaho and Lewis counties—is based in Grangeville. It tells businesses about the area’s low costs of doing business, favorable business climate and quality of life.

Because of its long-term high unemployment, Idaho County is an eligible labor surplus area, giving local businesses priority for government contracts.

Major Employers

Grangeville Health & Rehabilitation
Idaho Forest Group (mill)
Idaho State Penitentiary
Pacific Cabinets Inc.
Salmon Rapids Lodge
Seubert Excavators Inc.
St. Mary's Hospital (Cottonwood)
Syringa General Hospital (Grangeville)
U.S. Bureau of Land Management
U.S. Forest Service

Occupational Wages*

Starting Pay

Bookkeepers	\$8.25
Carpenters, Journey-Level	\$14.75
Cashiers	\$7.00
Cooks, Restaurant	\$7.00
Guards	\$9.70
Laborers, Construction	\$9.50
Loggers	\$14.50
Nurse Aides, Certified (CNAs)	\$7.50
Nurses, Registered	\$18.50
Salespersons, Retail	\$7.25
Secretaries	\$10.00
Teachers	\$19.12
Truck Drivers, Heavy	\$13.75

* Additional occupational wage data can be found on the Idaho Department of Labor Web site at lmi.idaho.gov.

Covered Employment & Average Annual Wages Per Job for 1998, 2007 & 2008	1998		2007		2008	
	Average Employment	Average Wages	Average Employment	Average Wages	Average Employment	Average Wages
Total Covered Wages	4,217	\$21,930	4,580	\$28,524	4,539	\$29,130
Agriculture	198	\$27,271	149	\$28,450	136	\$24,262
Mining	91	\$29,110	85	\$34,693	84	\$36,207
Construction	263	\$19,021	363	\$26,328	349	\$27,401
Manufacturing	443	\$29,097	487	\$38,170	475	\$38,187
Trade, Utilities & Transportation	793	\$19,497	886	\$27,292	813	\$27,517
Information	45	\$17,654	44	\$21,983	67	\$21,736
Financial Activities	134	\$18,980	176	\$27,688	180	\$29,326
Professional and Business Services	90	\$19,563	76	\$31,861	79	\$32,585
Educational and Health Services	337	\$18,985	560	\$24,587	589	\$26,054
Leisure and Hospitality	378	\$8,683	430	\$9,882	430	\$10,407
Other Services	56	\$9,662	90	\$14,713	82	\$16,371
Government	1,389	\$25,742	1,233	\$35,267	1,255	\$36,128

Per Capita Income	1998	1999	2000	2001	2002	2003	2004	2005	2006	2007
Idaho County	\$17,218	\$17,846	\$19,003	\$19,915	\$19,757	\$20,250	\$21,611	\$22,946	\$23,122	\$24,789
State of Idaho	\$21,789	\$22,786	\$24,077	\$25,024	\$25,234	\$25,543	\$27,389	\$28,681	\$30,374	\$31,804
United States	\$26,883	\$27,939	\$29,843	\$30,574	\$30,838	\$31,530	\$33,157	\$34,690	\$36,794	\$38,615

Information provided by Bureau of Economic Analysis



This county is served by the office listed below:
 Idaho Department of Labor
 305 N. State St.
 Grangeville, ID 83530-0550 Ph: (208) 983-0440

labor.idaho.gov