



Clearwater County

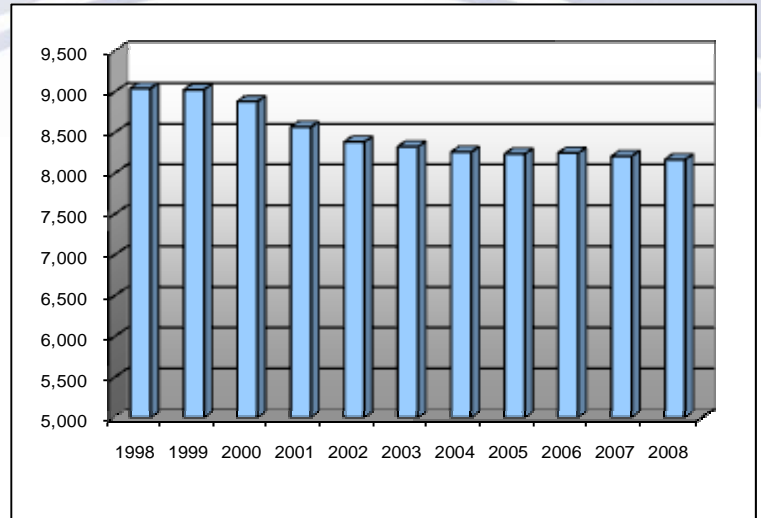
November 2009

Work Force Trends

Population

During the early 1990s, Clearwater County's population grew, peaking at 9,232 in 1996. But hard economic times drove the population down 10 percent from 9,049 in 1997 to 8,176 in 2008 while U.S. population grew 10 percent and Idaho's population grew 22 percent. New registrations for driver's licenses and job registrations indicate that the few people who did move to Clearwater County came from other parts of the Pacific Northwest and California. People move there to enjoy its scenery, recreational opportunities and rural lifestyle.

The county seat, Orofino, had a 2008 population of 3,045; Pierce, 527; Weippe, 370; and Elk River, 136.



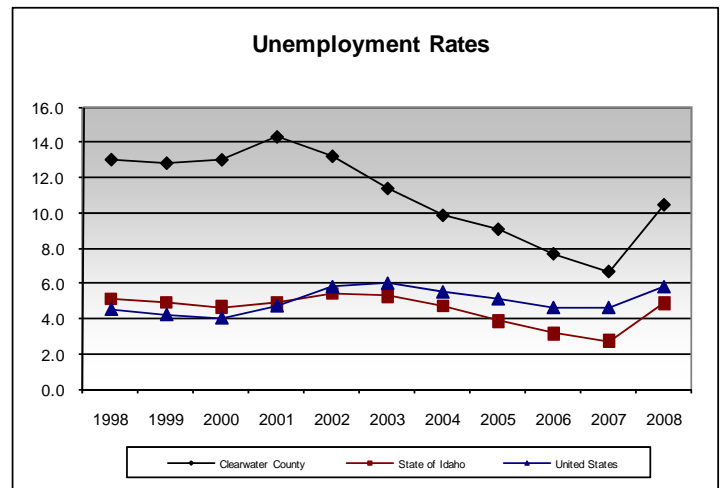
Labor Force & Employment

The decline in the forest products industry climaxed in the late 1990s with the closure of Pierce's Jaype Mill. In 2006, Clearwater County began to show signs of recovery. Jobs were added in manufacturing, retail trade, tourism, construction and health care. Unfortunately, trouble in the lumber industry has once again unsettled the area and pushed the unemployment rate above 10 percent.

Economic development groups are trying to diversify the economy, attract new businesses and help existing businesses grow. An industrial park was built in Orofino, and Architectural Signs and Engraving Inc. was the first tenant. Phantom Jet Boat opened a manufacturing plant in 2008.

Another source of job growth is Nightforce Optics, which employs nearly 50 people near Orofino making high-quality rifle scopes for hunters, police and the military.

Federal and state employment provides some job



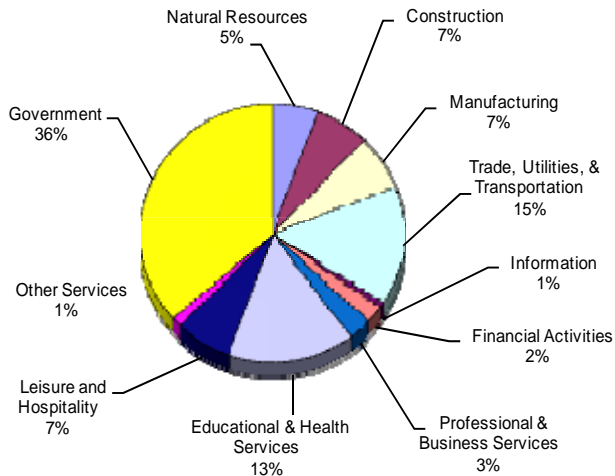
stability. The U.S. Forest Service employs 80 year-round and a few dozen more in the summer. Orofino is home to a U.S. Fish & Wildlife Service hatchery employing 45. A state penitentiary and mental health facility employ 230.

Tourists come to enjoy hunting and fishing opportunities, boating at Dworshak Dam and learning about the area's role in the Lewis and Clark Expedition. The Lodge at River's Edge in Orofino opened in 2005 to provide upscale lodging to help attract more visitors for longer stays.

Labor Force	Oct 2008	Oct 2009
Civilian Labor Force	3,212	3,349
Total Employment	2,820	2,788
Unemployed	391	561
% of Labor Force Unemployed	12.2	16.8
State of Idaho % Unemployed	5.6	8.9
U.S. % Unemployed	6.6	10.2

Labor Force	1998	1999	2000	2001	2002	2003	2004	2005	2006	2007	2008
Civilian Labor Force	4,297	4,068	3,674	3,555	3,478	3,278	3,364	3,322	3,274	3,253	3,320
Unemployment	559	519	477	508	459	372	331	300	250	216	346
% of Labor Force Unemployed	13.0	12.8	13.0	14.3	13.2	11.4	9.8	9.0	7.6	6.6	10.4
Employment	3,738	3,549	3,197	3,047	3,019	2,905	3,033	3,022	3,024	3,038	2,973

Nonfarm Payroll Jobs for 2008



Major Employers
Clearwater County
Clearwater Healthcare LLC
Clearwater Valley Hospital & Clinic
Idaho Department of Health & Welfare
Idaho State Penitentiary
Orofino Joint School District 171
Tri-Pro Forest Products
U.S. Forest Service

Occupational Wages*	Starting Wage
Assemblers	\$8.75
Bookkeepers	\$8.50
Carpenters	\$13.50
Cashiers	\$6.60
Equipment Operators	\$11.50
General Office Clerks	\$7.50
Guards	\$9.80
Janitors	\$8.00
Millworkers	\$9.50
Nurses	\$17.50
Salespersons, Retail	\$6.75
Secretaries	\$8.50
Teachers	\$19.02
Truck Drivers, Heavy	\$13.50

* Additional occupational wage data can be found on the Idaho Department of Labor Web site at lmi.idaho.gov.

Economic Development

Clearwater County has struggled with high unemployment since the mid-1990s. Because of that, the county is an eligible labor surplus area, giving local businesses priority for government contracts.

Clearwater County Economic Development and local officials are making efforts to strengthen and diversify the economy. Over the next few years, the county expects to see how those efforts pay off.

Covered Employment & Average Annual Wages Per Job for 1998, 2007 & 2008	1998		2007		2008	
	Average Employment	Average Wages	Average Employment	Average Wages	Average Employment	Average Wages
Total Covered Wages	3,363	\$22,940	3,052	\$29,232	2,983	\$29,457
Agriculture	448	\$26,019	286	\$34,849	222	\$35,189
Mining	*	*	0	\$0	0	\$0
Construction	122	\$23,424	171	\$36,704	200	\$36,139
Manufacturing	468	\$27,811	219	\$27,656	205	\$27,043
Trade, Utilities & Transportation	421	\$18,507	424	\$26,830	414	\$27,284
Information	20	\$18,199	21	\$26,058	22	\$24,778
Financial Activities	71	\$16,199	58	\$23,355	61	\$23,260
Professional and Business Services	106	\$28,468	87	\$23,350	88	\$22,703
Educational and Health Services	248	\$18,884	449	\$28,380	468	\$29,094
Leisure and Hospitality	190	\$7,197	208	\$10,935	210	\$11,363
Other Services	49	\$16,283	35	\$18,835	35	\$16,996
Government	1,220	\$24,958	1,094	\$32,842	1,058	\$33,487

Per Capita Income	1998	1999	2000	2001	2002	2003	2004	2005	2006	2007
Clearwater County	\$18,504	\$18,908	\$19,747	\$21,302	\$22,421	\$23,167	\$24,207	\$25,832	\$27,059	\$28,367
State of Idaho	\$21,789	\$22,786	\$24,077	\$25,024	\$25,234	\$25,543	\$27,389	\$28,681	\$30,374	\$31,804
United States	\$26,883	\$27,939	\$29,843	\$30,574	\$30,838	\$31,530	\$33,157	\$34,690	\$36,794	\$38,615

Information provided by Bureau of Economic Analysis



This county is served by the office listed below:
 Idaho Department of Labor
 410 Johnson Ave.
 Orofino, ID 83544 Ph: (208) 476-5506

labor.idaho.gov