



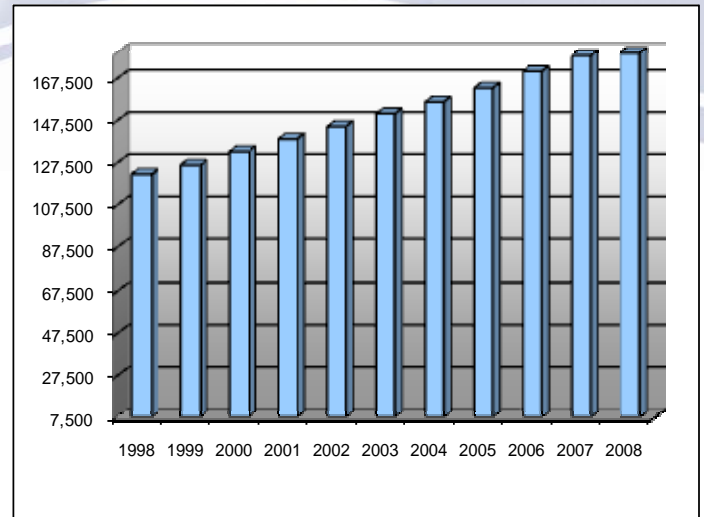
Canyon County

November 2009

Work Force Trends

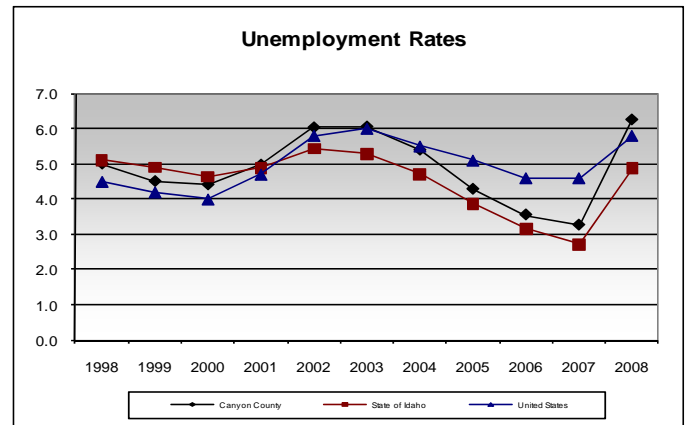
Population

Canyon County is Idaho's second most populous county and the seventh smallest in geographic area. Combined with Ada County, the population of the two is now over 550,000. Many people are drawn to Canyon County because of its proximity to Ada County, Idaho's largest urban area. Many residents commute to work in Ada County and are still able to benefit from lower housing prices and a more rural atmosphere. The population has been growing rapidly over the past decade with a total increase of 63,554 residents between 1998 and 2008, up from 62,132 from 1997 to 2007. This amounts to an astounding growth rate over the last decade of 52.8 percent, well above the state's growth rate of 21.7 percent over the same period. Caldwell and Nampa are Canyon County's largest cities, and both rank in the top 10 cities in Idaho in terms of population. Nampa ranks second while Caldwell is eighth.



Labor Force & Employment

The Canyon County civilian labor force exhibited strong growth throughout the past decade, increasing by 21,235, or 34.2 percent. Beginning in 2005, Canyon County started reaping the benefits of the housing boom and the accompanying commercial construction boom. As a result, the unemployment rate dipped to record lows in both 2006 and 2007. During the latter half of 2008, however, as with nearby Ada County and the rest of the country, the Canyon County economy began to slow down. Population growth all but stopped resulting in a blow to the construction industry, which was leading the economic expansion. Everything else eventually followed suit, and the unemployment rate shot up to 6.3 percent for 2008. Things haven't improved, and 2009 shows signs of worsening. The unemployment rate has moved above the national rate.



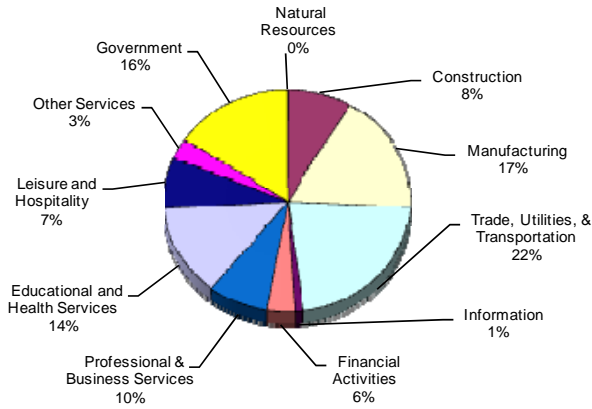
Unlike like the last few years of robust growth, nonfarm jobs in Canyon County declined in 2008, coming off a 2,300 job gain in 2007. As the economy began slowing during the year and especially during the second half of 2008, industries such as construction began feeling the pinch of rising lumber and concrete prices as well as skyrocketing fuel costs that all began driving the

cost of homes beyond the range of most families. The construction industry was not alone, however. Manufacturing also began cutting back due to inventories accumulating at both wholesale and retail sales outlets. This along with fuel prices hovering around \$4 per gallon triggered an economic chain reaction as consumers seemingly overnight started slashing spending in response to declining disposable income. As a result, layoffs ensued in many industries beyond construction and manufacturing to trade, professional and business services and finance. The ensuing credit problems of the nation's banks have also slowed the recovery and the return to an equilibrium that fosters job growth.

Labor Force	June 2008	June 2009
Civilian Labor Force	82,240	81,310
Total Employment	77,286	71,336
Unemployed	5,135	9,975
% of Labor Force Unemployed	6.2	12.3
State of Idaho % Unemployed	4.7	8.4
U.S. % Unemployed	5.6	9.5

Labor Force	1998	1999	2000	2001	2002	2003	2004	2005	2006	2007	2008
Civilian Labor Force	62,126	63,637	66,038	69,072	70,635	73,113	75,078	78,080	81,828	83,519	83,361
Unemployment	3,124	2,887	2,907	3,435	4,267	4,434	4,054	3,340	2,899	2,715	5,222
% of Labor Force Unemployed	5.0	4.5	4.4	5.0	6.0	6.1	5.4	4.3	3.5	3.3	6.3
Employment	59,002	60,750	63,131	65,638	66,368	68,680	71,024	74,739	78,928	80,804	78,139

Nonfarm Payroll Jobs for 2008



Major Employers
Amalgamated Sugar Co.
Caldwell School District
Canyon County
City of Nampa
J.R. Simplot
Mercy Medical Center
Nampa School District
Plexus Corp.
Woodgrain Millwork Inc.
Vallivue School District
Wal-Mart
West Valley Medical Center

Per Capita Income & Employment

Despite its proximity to Ada County and the heavy commuting into that county, Canyon County ranks 42nd in the state in per capita income at \$22,278, well below the state average of \$31,804 and the national average of \$38,615. Canyon County's heavy dependence on agriculture for jobs and larger-than-average family size are largely responsible for the low per capita income. In addition, Canyon County has a disproportionately low number of jobs in professional and business services and health care, which typically pay higher wages.

Average wages range from a low of \$11,338 in the hospitality sector to \$35,759 in information. A small percentage of workers earns over \$41,000 in the mining industry. The majority of covered employment is in manufacturing, trade, agriculture and services.

Occupational Wages*	Starting Wage
Home Health Aides	\$7.86
Licensed Practical Nurses	\$14.67
Registered Nurses	\$18.70
Welders	\$10.08
Billing and Posting Clerks	\$11.02
Automotive Service Technicians	\$10.50
Truck Drivers, Heavy	\$11.03
Agricultural Workers	\$6.55
File Clerks	\$9.28
Fork Lift Driver	\$8.98
Landscaping Workers	\$8.30

* Additional occupational wage data can be found on the Idaho Department of Labor Web site at lmi.idaho.gov.

Covered Employment & Average Annual Wages Per Job for 1998, 2007 & 2008	1998		2007		2008	
	Average Employment	Average Wages	Average Employment	Average Wages	Average Employment	Average Wages
Total Covered Wages	42,872	\$23,707	57,102	\$29,668	54,933	\$30,108
Agriculture	3,007	\$15,506	2,722	\$24,688	2,827	\$25,489
Mining	41	\$41,585	68	\$39,271	55	\$41,263
Construction	3,062	\$24,959	5,895	\$30,263	4,448	\$31,144
Manufacturing	10,813	\$29,964	9,727	\$34,555	9,091	\$35,181
Trade, Utilities & Transportation	7,921	\$22,520	11,709	\$30,087	11,481	\$29,756
Information	629	\$27,636	640	\$33,908	606	\$35,759
Financial Activities	1,266	\$23,619	1,925	\$35,064	1,845	\$34,692
Professional and Business Services	2,101	\$21,549	4,559	\$30,858	4,175	\$32,298
Educational and Health Services	4,540	\$25,750	6,645	\$30,096	6,888	\$30,654
Leisure and Hospitality	2,626	\$8,095	3,798	\$11,012	3,778	\$11,338
Other Services	994	\$16,559	1,562	\$23,890	1,551	\$25,299
Government	5,872	\$24,189	7,854	\$31,635	8,189	\$32,473

Per Capita Income	1998	1999	2000	2001	2002	2003	2004	2005	2006	2007
Canyon County	\$18,433	\$19,153	\$19,716	\$19,775	\$19,376	\$19,251	\$19,683	\$20,631	\$21,879	\$22,278
State of Idaho	\$21,789	\$22,786	\$24,077	\$25,024	\$25,234	\$25,543	\$27,389	\$28,681	\$30,374	\$31,804
United States	\$26,883	\$27,939	\$29,843	\$30,574	\$30,838	\$31,530	\$33,157	\$34,690	\$36,794	\$38,615

Information provided by Bureau of Economic Analysis



This county is served by the office listed below:
 Idaho Department of Labor
 4514 Thomas Jefferson Street
 Caldwell, ID 83605-5100 Ph: (208) 364-7781

labor.idaho.gov