



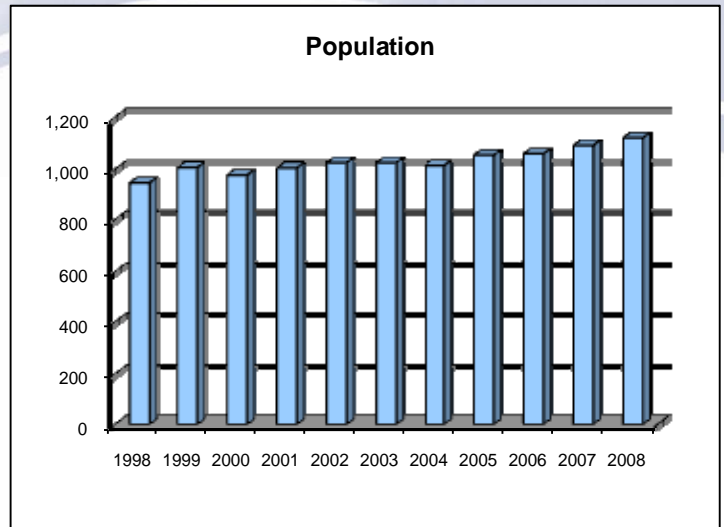
# Camas County

November 2009

## Work Force Trends

### Population

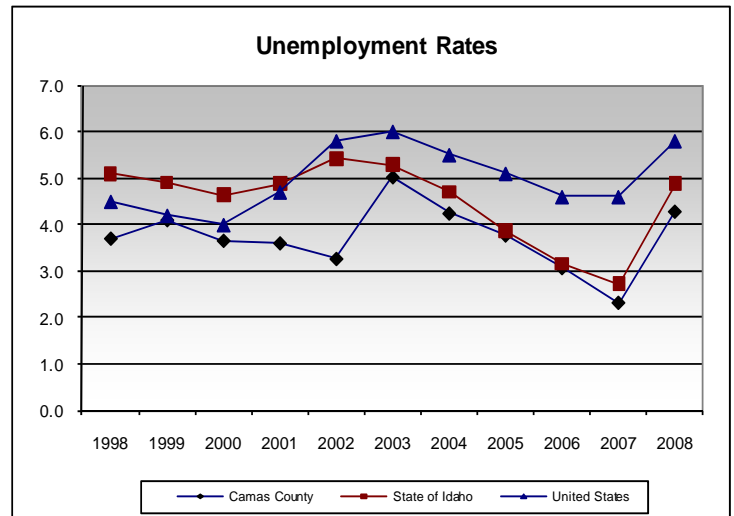
Camas County grew 19 percent from 1998 to 1,126 in 2008. The population topped 1,000 in 2001 and dipped by a percentage point in 2004. The county is the second most sparsely populated county in Idaho but contains some of the most beautiful and rugged scenery. At an elevation of 5,069 feet, Camas County offers recreational opportunities from fishing, hunting, skiing and snowmobiling to camping and golfing. Fairfield, the county seat and only major town, lies at the foot of the rugged Soldier Mountain. The distance from population centers has limited population, however, the outlook is for moderate growth over the next decade.



### Labor Force & Employment

Seasonally adjusted unemployment in Camas County has fluctuated over the last decade from a record low 2.3 percent in 2007 to a high of 5 percent in 2003. The civilian labor force is so small that minor adjustments translate into wide swings in the rate. The national recession has had a impact, pushing the unemployment rate to 4.3 percent in 2008.

Most workers in Camas County are either in government, education, agriculture or trade. A few people commute to Blaine County for higher-wage jobs in landscaping and construction. In the winter, Soldier Mountain Ski Resort employs significant numbers of people during the ski season. Camas County also has high farm labor demands. The major crops are hay, dry land wheat and barley. There are also cattle and sheep

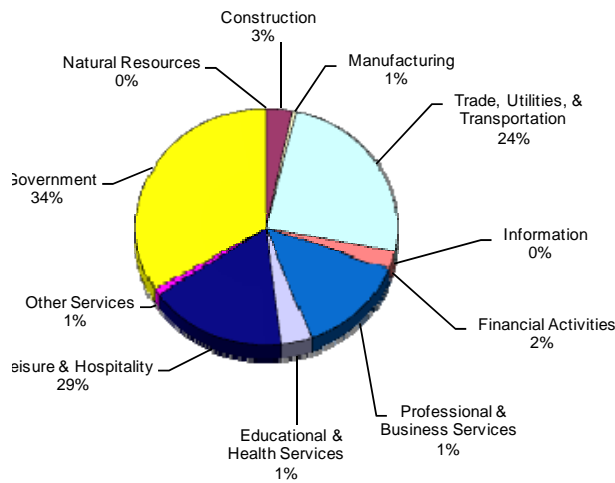


ranches on the Camas Prairie. The local economy has diversified with retail, transportation, manufacturing and service jobs, and the future appears to be stable with some growth if a site near Fairfield is chosen for a new, regional airport.

Labor Force	Oct 2008	Oct 2009
Civilian Labor Force	606	614
Total Employment	563	510
Unemployed	43	103
% of Labor Force Unemployed	7.0	16.9
State of Idaho % Unemployed	5.6	8.9
U.S. % Unemployed	6.6	10.2

Labor Force	1998	1999	2000	2001	2002	2003	2004	2005	2006	2007	2008
Civilian Labor Force	410	412	538	563	578	564	574	617	631	628	634
Unemployment	15	17	20	20	19	28	24	23	19	15	27
% of Labor Force Unemployed	3.7	4.1	3.7	3.6	3.3	5.0	4.2	3.8	3.1	2.3	4.3
Employment	395	395	519	543	559	535	549	594	612	613	607

## Nonfarm Payroll Jobs for 2008



## Wages & Income

Per capita income in Camas County has grown by 35 percent from \$21,381 in 1998 to \$28,958 in 2007. The county remains below both the state and national per capita income levels despite steadily growth to rank 17<sup>th</sup> among Idaho's 44 counties. High Country Fusion, a fabricator and distributor of high density polyethylene pipe is one of the largest and newest employers, accounting for 40 workers in a local economy that just over 400.

### Major Employers

Double G LLC  
 Ecolab Inc.  
 High Country Fusion  
 Kinco Corp  
 Soldier Mountain Enterprises  
 Wrangler Restaurant

### Occupational Wages\*

### Starting Wage

Elementary Teachers	\$16.17
Secondary Teachers	\$16.30
Teachers Aides	\$9.62
Bookkeepers	\$10.84
Cashiers	\$7.28
Construction labor	\$13.52
Landscapers	\$9.22

\* Additional occupational wage data can be found on the Idaho Department of Labor Web site at [lmi.idaho.gov](http://lmi.idaho.gov)

Covered Employment & Average Annual Wages Per Job for 1998, 2007 & 2008	1998		2007		2008	
	Average Employment	Average Wages	Average Employment	Average Wages	Average Employment	Average Wages
<b>Total Covered Wages</b>	257	\$15,977	421	\$26,705	426	\$28,951
<b>Agriculture</b>	14	\$24,462	54	\$28,655	47	\$30,471
<b>Mining</b>	0	\$0	0	\$0	0	\$0
<b>Construction</b>	10	\$18,804	17	\$22,779	13	\$27,901
<b>Manufacturing</b>	*	*	4	\$24,458	2	\$24,419
<b>Trade, Utilities &amp; Transportation</b>	26	\$23,110	97	\$40,711	96	\$43,734
<b>Information</b>	0	\$0	0	\$0	0	\$0
<b>Financial Activities</b>	*	*	5	\$65,581	9	\$58,151
<b>Professional and Business Services</b>	*	*	47	\$20,006	55	\$21,857
<b>Educational and Health Services</b>	*	*	14	\$8,658	15	\$10,722
<b>Leisure and Hospitality</b>	91	\$7,535	66	\$8,823	69	\$9,896
<b>Other Services</b>	*	*	*	*	*	*
<b>Government</b>	106	\$20,572	113	\$28,758	117	\$31,634

Per Capita Income	1998	1999	2000	2001	2002	2003	2004	2005	2006	2007
<b>Camas County</b>	\$21,381	\$20,293	\$21,358	\$22,707	\$23,995	\$23,354	\$25,260	\$26,685	\$28,833	\$28,958
<b>State of Idaho</b>	\$21,789	\$22,786	\$24,077	\$25,024	\$25,234	\$25,543	\$27,389	\$28,681	\$30,374	\$31,804
<b>United States</b>	\$26,883	\$27,939	\$29,843	\$30,574	\$30,838	\$31,530	\$33,157	\$34,690	\$36,794	\$38,615

Information provided by Bureau of Economic Analysis



This county is served by the office listed below:  
 Idaho Department of Labor  
 513 N. Main St., Suite 1  
 Hailey, ID 83333-8417 Ph: (208) 788-3526

[labor.idaho.gov](http://labor.idaho.gov)

This publication is produced by the Idaho Department of Labor and is funded at least in part by federal grants from the U.S. Department of Labor. Costs associated with this specific publication are available by contacting the Idaho Department of Labor. The Idaho Department of Labor is an equal opportunity employer and service provider. Auxiliary aids and services are available upon request to individuals with disabilities. Dial 711 for TTY Idaho Relay Service.