



# Boundary County

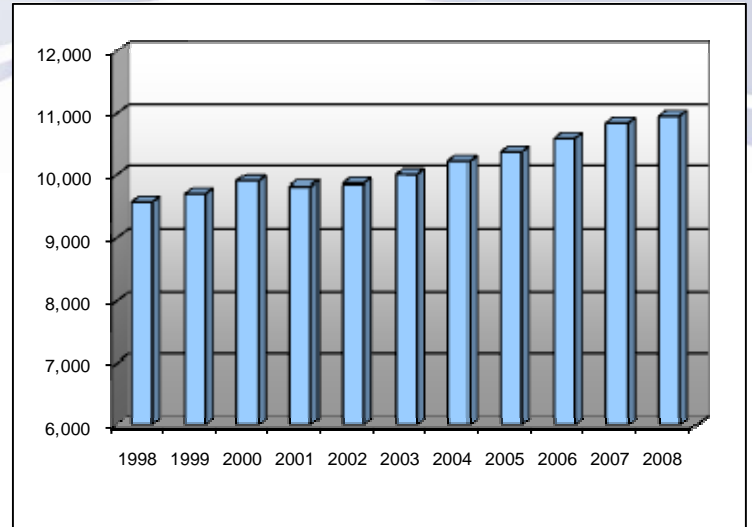
November 2009

## Work Force Trends

### Population

Boundary County's scenery, recreational opportunities, quality of life and expanding job market drew many new residents in the 1980s and 1990s. Around 2001, economic troubles began slowing population growth. It picked up around 2005 as the county's lower housing costs and rural lifestyle drew some people from neighboring Bonner County. From 1998 to 2008, the county's population grew 14 percent from 9,589 to 10,962 while Idaho's population grew 22 percent and the U.S. population grew 10 percent.

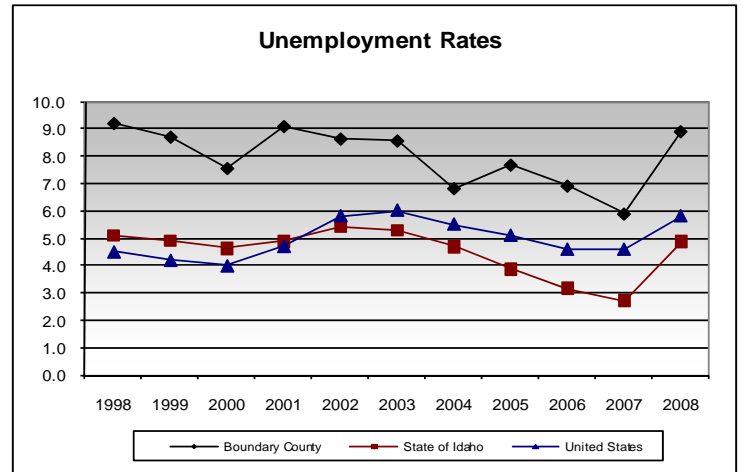
About 90 percent of the county is forested so most of its population lives in the Kootenai River Valley where Bonners Ferry has a population of 2,596 and Moyie Springs has a population of 727.



### Labor Force & Employment

Timber and agriculture are the county's mainstays. In 2003, one of its two largest mills closed, and as lumber prices fell to extremely low levels in the last two years, another 150 logging and mill jobs have disappeared. Agriculture's importance increased in the 1980s when Anheuser-Busch began growing hops at Elk Mountain Farms, and several ornamental tree nurseries and Christmas tree farms opened.

Boundary County diversified its economic base in the last two decades. In 1982, CEDU Services founded Rocky Mountain Academy, a boarding school for troubled teens near Bonners Ferry. By 2004, CEDU's payroll was over 330, making it the county's largest employer. But in March 2005, CEDU went into bankruptcy and closed its schools. Late that year Idaho Educational Services took over the CEDU schools and currently employs about 150. In 1986, the Kootenai Tribe opened the Kootenai River Inn in



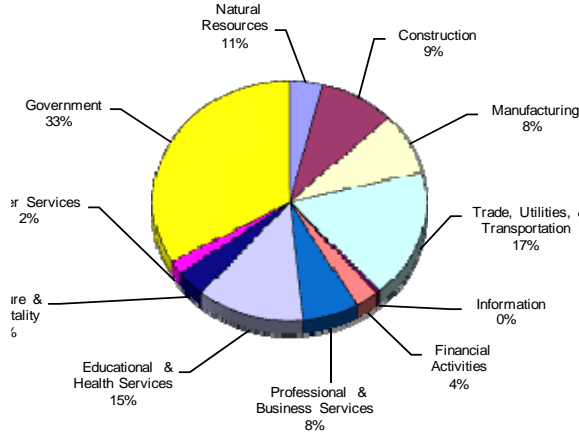
Bonners Ferry, giving the county's small tourism industry new potential. In the 1990s, the tribe added a casino. The county also benefits from the post-2001 increase in jobs at its two ports of entry into Canada. Bonners Ferry, named by tourists as Idaho's "friendliest city," has completed downtown improvement projects to attract more visitors.

Boundary Economic Development Council is pursuing many avenues to restore the growth the county enjoyed in the 1980s and 1990s.

Labor Force	Oct 2008	Oct 2009
Civilian Labor Force	4,104	4,333
Total Employment	3,638	3,642
Unemployed	466	690
% of Labor Force Unemployed	11.4	15.9
State of Idaho % Unemployed	5.6	8.9
U.S. % Unemployed	6.6	10.2

Labor Force	1998	1999	2000	2001	2002	2003	2004	2005	2006	2007	2008
Civilian Labor Force	4,511	4,469	4,224	4,036	4,043	4,188	4,305	4,196	4,178	4,077	4,193
Unemployment	414	387	319	367	349	359	293	322	289	240	373
% of Labor Force Unemployed	9.2	8.7	7.6	9.1	8.6	8.6	6.8	7.7	6.9	5.9	8.9
Employment	4,097	4,082	3,904	3,670	3,694	3,830	4,011	3,874	3,890	3,837	3,820

## Nonfarm Payroll Jobs for 2008



## Economic Development

The county's long-term success in diversifying and expanding its economy provides a good environment for attracting new businesses. Population growth and increased tourism also help the county's businesses thrive.

From 1998 to 2008, the number of private-sector employers in Boundary County grew 23 percent from 359 to 443. The industries creating the most new businesses were construction at 20, professional and business services at 14, educational, health care and social services at 14, transportation at seven and manufacturing, at six.

### Large Employers

Boundary Community Hospital
Boundary Trading Co. (food & drug store)
Elk Mountain Farms
Idaho Educational Services (schools)
Idaho Forest Group (mill)
Kootenai River Inn & Casino
U.S. Government (border patrol & forest service)
Welco of Idaho Inc. (mill)

### Occupational Wages\*

### Starting Wage

Bookkeepers	\$8.50
Carpenters, Journey-level	\$16.00
Cashiers	\$7.00
Clerks, General Office	\$8.00
Clerks, Retail	\$7.25
Cooks, Restaurant	\$7.50
Farm Workers	\$7.75
Janitors	\$8.50
Laborers, General	\$9.00
Millwrights	\$15.75
Nurses, Registered	\$18.00
Sawmill Workers	\$11.25
Secretaries, General	\$8.75
Truck Drivers, Heavy	\$12.25

\* Additional occupational wage data can be found on the Idaho Department of Labor Web site at [lmi.idaho.gov](http://lmi.idaho.gov).

Covered Employment & Average Annual Wages Per Job for 1998, 2007 & 2008	1998		2007		2008	
	Average Employment	Average Wages	Average Employment	Average Wages	Average Employment	Average Wages
<b>Total Covered Wages</b>	3,412	\$21,765	3,561	\$28,232	3,538	\$29,987
Agriculture	400	\$23,889	411	\$32,034	378	\$38,115
Mining	*	*	*	*	*	*
Construction	171	\$21,641	336	\$32,531	295	\$29,884
Manufacturing	500	\$28,702	303	\$31,799	271	\$35,303
Trade, Utilities & Transportation	556	\$18,189	548	\$27,315	573	\$28,676
Information	26	\$16,635	15	\$16,379	18	\$15,526
Financial Activities	67	\$15,275	92	\$36,163	91	\$37,268
Professional and Business Services	114	\$24,915	412	\$29,167	221	\$24,364
Educational and Health Services	402	\$23,001	223	\$22,325	422	\$28,071
Leisure and Hospitality	294	\$9,089	124	\$9,444	120	\$10,466
Other Services	42	\$14,813	57	\$26,049	62	\$23,025
Government	807	\$23,237	1,040	\$27,512	1,085	\$30,643

Per Capita Income	1998	1999	2000	2001	2002	2003	2004	2005	2006	2007
Boundary County	\$16,488	\$16,926	\$17,077	\$17,359	\$18,038	\$18,476	\$19,090	\$19,572	\$20,448	\$21,314
State of Idaho	\$21,789	\$22,786	\$24,077	\$25,024	\$25,234	\$25,543	\$27,389	\$28,681	\$30,374	\$31,804
United States	\$26,883	\$27,939	\$29,843	\$30,574	\$30,838	\$31,530	\$33,157	\$34,690	\$36,794	\$38,615

Information provided by Bureau of Economic Analysis



This county is served by the office listed below:  
 Idaho Department of Labor  
 6541 Main St.  
 Bonners Ferry, ID 83805-9779 Ph: (208) 267-5581

[labor.idaho.gov](http://labor.idaho.gov)

This publication is produced by the Idaho Department of Labor and is funded at least in part by federal grants from the U.S. Department of Labor. Costs associated with this specific publication are available by contacting the Idaho Department of Labor. The Idaho Department of Labor is an equal opportunity employer and service provider. Auxiliary aids and services are available upon request to individuals with disabilities. Dial 711 for TTY Idaho Relay Service.