



Bonner County

January 2010

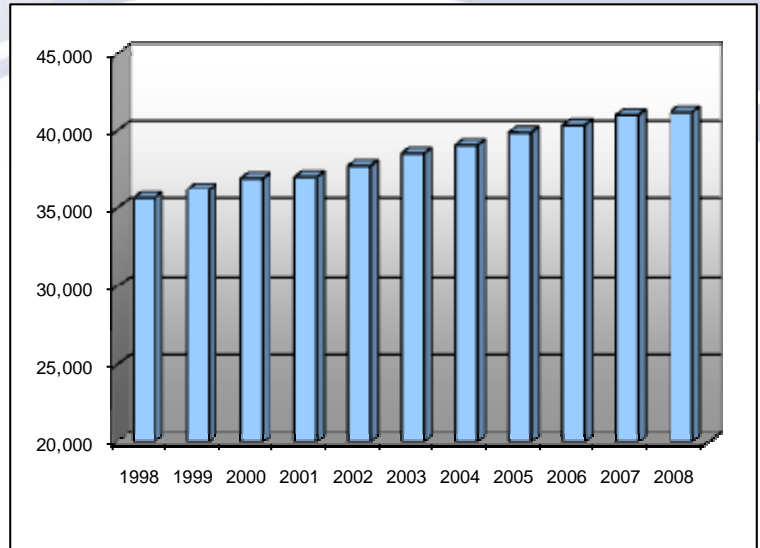
Work Force Trends

Population

Bonner County has experienced rapid population growth. Its beauty, recreational opportunities and quality of life attracted thousands of new residents. From 1998 to 2008, the county's population grew 16 percent from 35,634 to 41,168 while Idaho's population grew 22 percent and the U.S. population grew 10 percent.

Bonner County also has hundreds of summer residents.

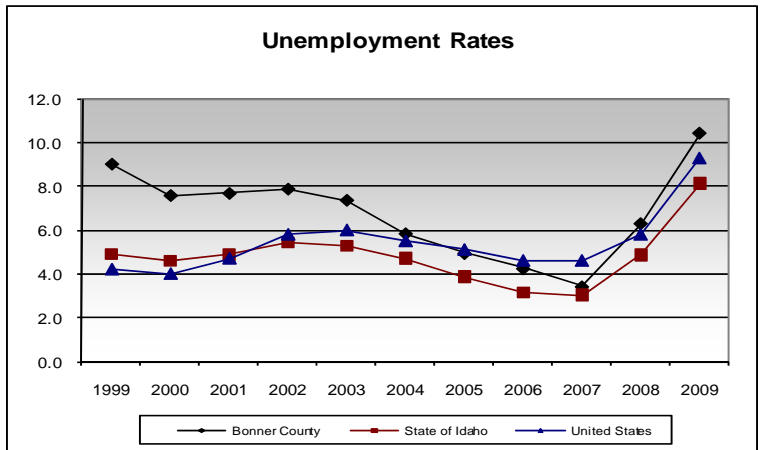
The county seat, Sandpoint, has a population of 8,337. Population in bordering communities are 696 in Ponderay, 498 in Kootenai and 527 in Dover. The largest city west of Sandpoint, Priest River, has 1,913 residents. Clark Force with 578 residents is the largest town to the east.



Labor Force & Employment

Bonner County has enjoyed considerable success in diversifying and expanding its economy. Manufacturing jobs rose an impressive 65 percent from 1,334 in 1998 to 2,206 in 2008 while U.S. manufacturing jobs fell 24 percent. Manufacturing jobs were added by Litehouse salad dressings, Quest Aircraft, Unicep Packaging's plastic applicators, Thorne Research's nutritional supplements, Cygnus machining, Diedrich's coffee-roasting machines and Encoder Products electronics. The county's traditional manufacturing mainstay, sawmills, have been suffering from low prices. Since 2006, the Priest River area has lost more than 600 sawmill and logging jobs.

The development of Schweitzer Mountain Resort and Sandpoint's reputation as a haven for the arts contributed to tourism growth. Schweitzer's expansions



since 1990 have boosted winter employment at local motels, restaurants and stores. As important as the winter tourism season is, the summer brings even more tourists.

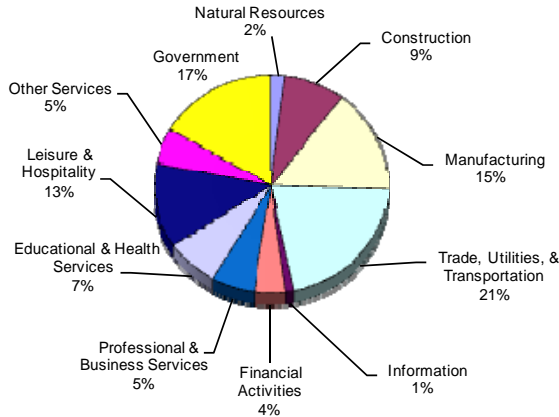
The largest private employer is Coldwater Creek, a national retailer headquartered near Sandpoint. Panhandle State Bank moved into its new corporate headquarters in downtown Sandpoint last year.

The timber industry's troubles, steep drops in construction, and other effect of the U.S. recession are slowing the local economy. However, the county continues to lay the foundation for strong growth in the future.

Labor Force	Dec 2008	Dec 2009
Civilian Labor Force	21,867	21,817
Total Employment	20,167	19,144
Unemployed	1,700	2,673
% of Labor Force Unemployed	7.8	12.3
State of Idaho % Unemployed	6.1	9.1
U.S. % Unemployed	7.4	10.0

Labor Force	1999	2000	2001	2002	2003	2004	2005	2006	2007	2008	2009
Civilian Labor Force	17,414	17,624	18,065	18,558	18,481	19,389	20,282	20,343	20,769	20,809	20,855
Unemployment	1,571	1,335	1,387	1,460	1,361	1,134	1,003	866	715	1,312	2,170
% of Labor Force Unemployed	9.0	7.6	7.7	7.9	7.4	5.8	4.9	4.3	3.4	6.3	10.4
Employment	15,843	16,288	16,678	17,098	17,120	18,255	19,279	19,477	20,055	19,498	18,685

Nonfarm Payroll Jobs for 2008



Major Employers
Bonner General Hospital
Coldwater Creek (national retailer)
Litehouse (manufacturer)
Panhandle State Bank
Quest Aircraft (manufacturer)
Schweitzer Mountain Resort
Unicep Packaging
Wal-Mart

Occupational Wages*	Starting Wage
Assemblers	\$9.75
Bookkeepers	\$10.50
Carpenters, Journey-level	\$18.00
Cashiers	\$8.25
Clerks, General Office	\$8.00
Clerks, Retail	\$8.75
Cooks, Restaurant	\$12.00
Janitors	\$9.00
Laborers, General	\$11.00
Millwrights	\$16.00
Nurses, Registered	\$18.50
Sawmill Workers	\$11.00
Secretaries, General	\$9.00
Truck Drivers, Heavy	\$13.50

* Additional occupational wage data can be found on the Idaho Department of Labor web site at lmi.idaho.gov.

Economic Development

The Bonner County Economic Development Corporation and the Priest River Development Corporation are working to bring more jobs to the county. They can show potential employers the county's high quality of life, excellent business climate and low business costs.

The county's growing population and ever-growing number of tourists benefit many retail and service businesses. Between 1998 and 2008, the number of private-sector employers in Bonner County grew 39 percent from 1,240 to 1,721.

Covered Employment & Average Annual Wages Per Job for 1998, 2007 & 2008	1998		2007		2008	
	Average Employment	Average Wages	Average Employment	Average Wages	Average Employment	Average Wages
Total Covered Wages	11,468	\$20,518	14,716	\$30,562	14,277	\$31,024
Agriculture	296	\$23,620	243	\$30,705	224	\$31,224
Mining	63	\$32,454	154	\$43,869	138	\$41,154
Construction	730	\$21,384	1,422	\$29,424	1,235	\$30,252
Manufacturing	1,334	\$26,734	2,321	\$34,929	2,206	\$34,952
Trade, Utilities & Transportation	3,159	\$20,322	3,231	\$34,172	3,112	\$35,282
Information	171	\$27,812	173	\$35,819	164	\$36,213
Financial Activities	390	\$25,308	589	\$39,425	586	\$38,519
Professional and Business Services	541	\$19,839	867	\$39,684	857	\$37,622
Educational and Health Services	748	\$20,936	1,106	\$26,777	1,070	\$27,963
Leisure and Hospitality	1,541	\$9,201	1,845	\$13,325	1,856	\$13,953
Other Services	385	\$15,399	428	\$20,440	483	\$20,572
Government	2,111	\$23,547	2,338	\$32,274	2,345	\$33,882

Per Capita Income	1998	1999	2000	2001	2002	2003	2004	2005	2006	2007
Bonner County	\$18,553	\$19,429	\$20,374	\$21,211	\$21,169	\$21,853	\$23,890	\$26,113	\$28,428	\$29,808
State of Idaho	\$21,789	\$22,786	\$24,077	\$25,024	\$25,234	\$25,543	\$27,389	\$28,681	\$30,374	\$31,804
United States	\$26,883	\$27,939	\$29,843	\$30,574	\$30,838	\$31,530	\$33,157	\$34,690	\$36,794	\$38,615

Information provided by Bureau of Economic Analysis



This county is served by the office listed below:
 Idaho Department of Labor
 2101 W. Pine St.
 Sandpoint, ID 83864-9399 Ph: (208) 263-7544

labor.idaho.gov