



Bear Lake County

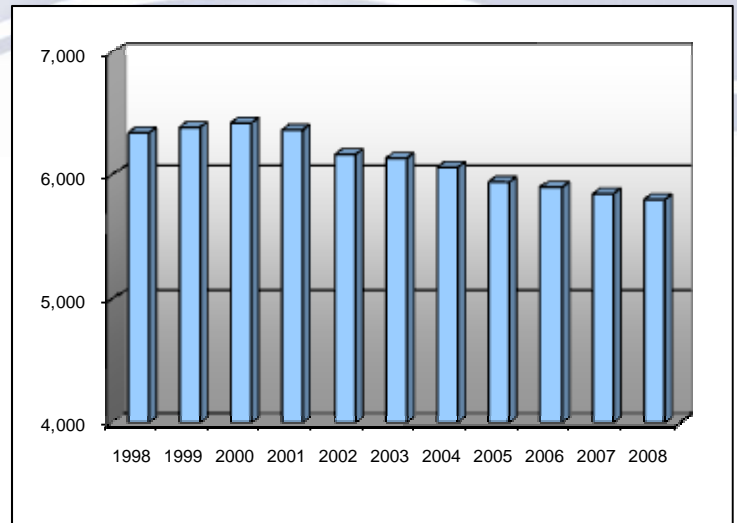
November 2009

Work Force Trends

Population

People discovered Bear Lake County during the early 1990s. Throughout that decade, development of affordable recreational homes near Bear Lake, also known as the “Caribbean of the Rockies” for its spectacularly blue water, sparked nearly half of the county’s population growth. During the last half of the 1990s, population fluctuated but held fairly steady. By 2003 the population was 6,144. Over the next three years the county saw small decreases in population, and in 2008 the population was estimated at 5,798.

Montpelier, Bear Lake County’s largest city, is home to the Oregon/California Trail Interpretive Center, Theatre and Rails and Trails Museum. Other attractions include the historical Church of Jesus Christ of Latter-day Saints’ Tabernacle in Paris and the Minnetonka Cave and Bear Lake National Wildlife Refuge near the north end of Bear Lake.



Labor Force & Employment

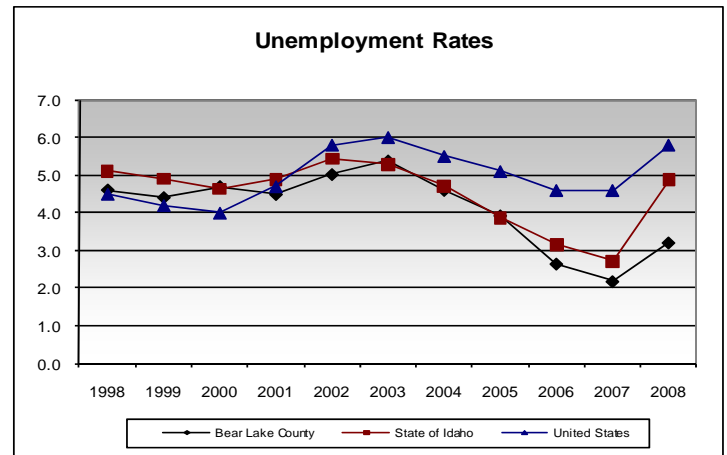
During the last 10 years Bear Lake County employment increased faster than its labor force, providing jobs for most individuals who wanted to live in the county.

The unemployment rate has fluctuated between 5.4 percent in 2003 and 2.2 percent in 2007. In 2008 the rate increased to 3.2 percent, primarily because of job losses in the gas fields of western Wyoming and northern Utah.

The county’s civilian labor force increased 16.2 percent since 1998, or 462. During that time, employment grew 17.9 percent, faster than the labor force to drive the annual unemployment rate down 1.4 percentage points.

The largest non-farm industries in Bear Lake County are : Leisure/Hospitality, Government and Trade.

Government accounted for 42 percent of the nonfarm jobs in Bear Lake County where the federal government manages



46 percent of the land. During the last decade the industry make-up in the county has changed little with government, trade and services supplying most of the nonfarm jobs.

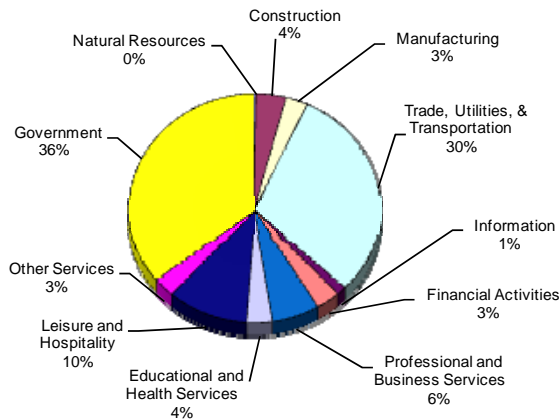
The number of tourism-related jobs should remain about the same because of the Bear Lake Scenic Highway historical markers and the Oregon/California Trail Interpretive Center attract tourists driving between Salt Lake City, Utah, and Jackson Hole, Wyo., and Yellowstone National Park.

Construction activity may increase as resort properties are developed and a manufacturing plant is expected to be built in 2009.

Labor Force	Oct 2008	Oct 2009
Civilian Labor Force	3,373	3,318
Total Employment	3,232	3,101
Unemployed	141	217
% of Labor Force Unemployed	4.2	6.5
State of Idaho % Unemployed	5.6	8.9
U.S. % Unemployed	6.6	10.2

Labor Force	1998	1999	2000	2001	2002	2003	2004	2005	2006	2007	2008
Civilian Labor Force	2,852	2,955	2,987	2,971	2,879	2,890	3,030	3,028	3,026	3,071	3,314
Unemployment	131	129	140	133	144	155	139	119	80	67	106
% of Labor Force Unemployed	4.6	4.4	4.7	4.5	5.0	5.4	4.6	3.9	2.6	2.2	3.2
Employment	2,721	2,826	2,847	2,837	2,735	2,735	2,891	2,909	2,946	3,004	3,208

Nonfarm Payroll Jobs for 2008



Major Employers

Alco Discount Store
Bear Lake Motor Co.
Bear Lake County School District
Bear Lake Medical Center
Brolims Foodtown
Jensen Lumber
Peterson's IGA
Walton Feed, Inc.

Occupational Wages*

Occupational Wages*	Starting Wage
Cashiers, Retail	\$6.55
Cooks	\$6.76
Food & Beverage Servers	\$6.55
Janitors	\$6.86
Construction Laborers	\$8.10
Maids	\$6.55
Nurses, Registered	\$19.83
General Office Clerks	\$7.35
Auto Mechanics	\$10.24
Teachers	\$31,750.00

Industry Employment & Wages

Because of Bear Lake County's tourist-based economy, trade, utilities, transportation and leisure and hospitality go hand in hand to provide 40 percent of all non-farm jobs, but they also pay relatively low wages.

Government provides 37 percent of the jobs, paying higher wages than most other industries.

Wages in Bear Lake County are lower than in most of the state due in large part to the large number of jobs in the trade and services industries.

* Additional occupational wage data can be found on the Department of Labor Web site at lmi.idaho.gov/.

Wages Per Job for 1998, 2007 & 2008	Average Employment	Average Wages	Average Employment	Average Wages	Average Employment	Average Wages
Total Covered Wages	1,447	\$17,110	1,636	\$22,098	1,758	\$22,395
Agriculture	6	\$19,662	*	*	*	*
Mining	*	*	*	*	*	*
Construction	52	\$13,448	65	\$30,054	73	\$18,931
Manufacturing	85	\$20,748	55	\$22,085	53	\$25,325
Trade, Utilities, & Transportation	385	\$18,002	412	\$20,758	497	\$19,465
Information	25	\$8,073	*	*	23	\$9,751
Financial Activities	61	\$17,129	55	\$23,109	56	\$26,846
Professional and Business Services	23	\$17,070	81	\$31,354	115	\$33,673
Educational and Health Services	61	\$13,377	67	\$19,241	66	\$20,408
Leisure and Hospitality	170	\$7,510	197	\$7,764	196	\$9,676
Other Services	12	\$17,073	35	\$13,625	31	\$18,262
Government	564	\$19,843	635	\$26,441	643	\$27,141

Per Capita Income	1998	1999	2000	2001	2002	2003	2004	2005	2006	2007
Bear Lake County	\$15,984	\$16,288	\$16,689	\$18,904	\$19,009	\$19,940	\$21,233	\$22,314	\$22,570	\$24,755
State of Idaho	\$21,789	\$22,786	\$24,077	\$25,024	\$25,234	\$25,543	\$27,389	\$28,681	\$30,374	\$31,804
United States	\$26,883	\$27,939	\$29,843	\$30,574	\$30,838	\$31,530	\$33,157	\$34,690	\$36,794	\$38,615

Information provided by Bureau of Economic Analysis

This county is served by the office located at the address below:
 Idaho Department of Labor
 430 N. 5th Ave.
 Pocatello, ID 83205-4087 Ph: (208) 236-6710

labor.idaho.gov



This publication is produced by the Idaho Department of Labor and is funded at least in part by federal grants from the U.S. Department of Labor. Costs associated with this specific publication are available by contacting the Idaho Department of Labor. The Idaho Department of Labor is an equal opportunity employer and service provider. Auxiliary aids and services are available upon request to individuals with disabilities. Dial 711 for TTY Idaho Relay Service.