



Bannock County

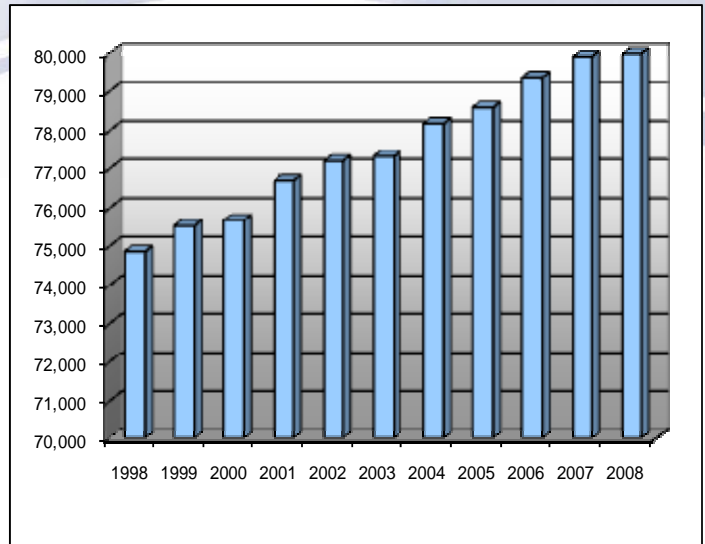
November 2009

Work Force Trends

Population

Access to higher education and the intersection of major north-south and east-west interstate highways contribute to Bannock County's population growth and its economy. The county and Idaho State University have benefited from the growth of research and energy related programs at the school. Alternative energy research and business activity have been very visible. The county population rose from 75,565 in 2000 to 80,812 in 2008 as both Bannock County and southeastern Idaho are being discovered. Further growth is anticipated.

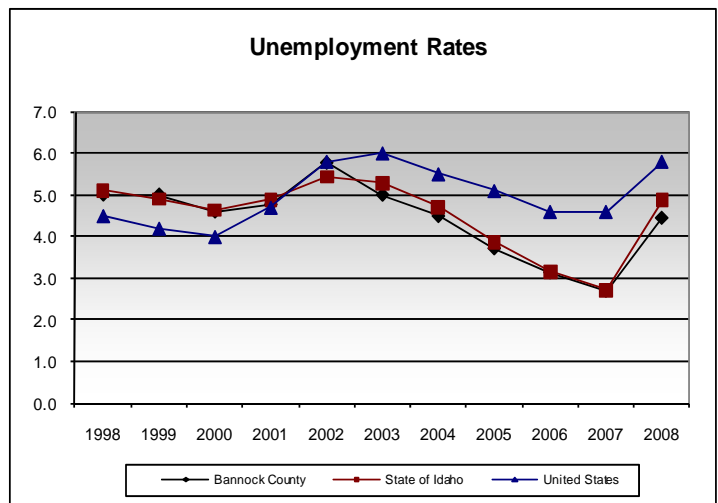
Pocatello, the county seat, is nestled in the foothills of the Portneuf River Valley, a major trade center for southeastern Idaho. It is home to the Idaho Accelerator Center, the Stephens Performing Arts Center and Pebble Creek Ski Area. Spectacular Lava Hot Springs and its geothermal pools add to the area's year-round tourism appeal.



Labor Force & Employment

Bannock County enjoys a diverse and highly-skilled labor force with an excellent work ethic. .

Over the last decade food manufacturing and construction increased dramatically. In 2008 residential construction slowed but commercial building remained strong with construction of the Hoku manufacturing plant and a Costco store. Major highway projects and the \$200 million remodel of Portneuf Medical Center will keep commercial construction employment high. Despite layoffs at On Semiconductor, manufacturing jobs have remained steady with expansion and relocation of companies such as Petersen Inc., Heinz, VTCU and Hoku. The number of retail jobs have also increased the past couple of years and now appear to be leveling off as national firms restructure in response to national market conditions. The



number of workers in the transportation industry also has leveled off in response to economic circumstances.

During the past decade the unemployment rate peaked in 2002 at 5.8 percent. After that, several businesses expanded or opened around the county. As individuals found it easier to obtain work, the rate steadily declined to a low of 2.7 percent in 2007. It began rising again in 2008, jumping nearly two percentage points to 4.4 percent for the year.

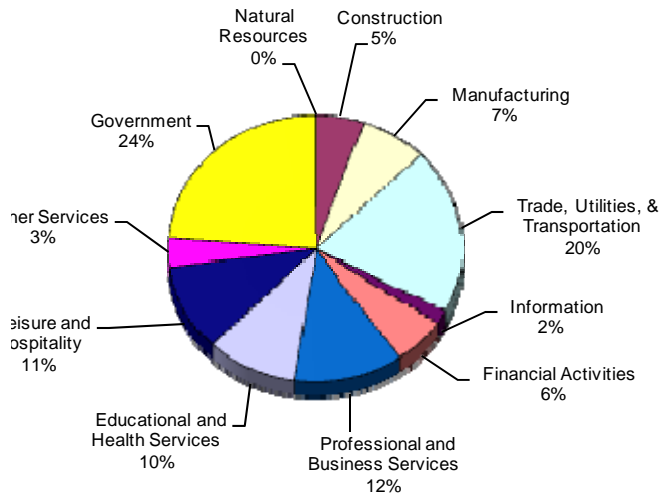
Labor Force	Oct 2008	Oct 2009
Civilian Labor Force	42,495	41,368
Total Employment	40,495	38,249
Unemployed	1,999	3,120
% of Labor Force Unemployed	4.7	7.5
State of Idaho % Unemployed	5.6	8.9
U.S. % Unemployed	6.6	10.2

Labor Force	1998	1999	2000	2001	2002	2003	2004	2005	2006	2007	2008
Civilian Labor Force	39,209	39,302	38,397	37,893	38,622	39,398	39,813	40,193	40,108	40,130	40,285
Unemployment	1,951	1,959	1,764	1,805	2,225	1,968	1,786	1,492	1,258	1,082	1,789
% of Labor Force Unemployed	5.0	5.0	4.6	4.8	5.8	5.0	4.5	3.7	3.1	2.7	4.4

Prepared by Scott Hobdey, Regional Economist, Idaho Department of Labor • 430 N. Fifth Ave., Pocatello, Idaho 83205

Phone: (208) 236-6710, ext. 3713 • e-mail: scott.hobdey@labor.idaho.gov • Labor Market Information Web site: lmi.idaho.gov

Nonfarm Payroll Jobs for 2008



Industry Employment & Wages

The trade and service industries provide nearly half the jobs in Bannock County. This tends to lower the overall average of wages since many of these jobs are part-time and lower-wage food service jobs. Government provides a quarter of the jobs, boosted by the presence of Idaho State University, the Idaho Women's Correctional Facility, the FBI Western Region Customer Support Center, the U.S. Courthouse, the U.S. Forest Service, the U.S. Bureau of Land Management, the Idaho Fish and Game regional office and school districts and municipalities.

Wages in Bannock County are lower than in most of the United States and fall in the middle of all Idaho counties.

Major Employers
Bernett Research
Convergys Customer Management
Farm Bureau Insurance
Farmers Insurance
Heinz Frozen Foods
Idaho State University
Portneuf Medical Center
ON Semiconductor, Inc.
Union Pacific Railroad
Varsity Contractors

Occupational Wages*	Starting Wage
Assemblers/Production Workers	\$9.03
Cashiers & Retail Sales	\$6.55
Clerks, General Office	\$9.99
Corrections Officers	\$13.10
Customer Service Reps.	\$8.50
Home Health & Nurses Aides	\$7.69
Janitors and Cleaners	\$7.37
Maintenance & Repair Workers	\$9.87
Nurses, Registered	\$19.83
Secretaries & Admin. Assistants	\$8.46
Teachers	\$31,750.00
Telemarketers	\$7.98
Truck Drivers	\$9.35

* Additional occupational wage data can be found on the Department of Labor Web site at lmi.idaho.gov.

Covered Employment & Average Annual Wages Per Job for 1998, 2007 & 2008	1998		2007		2008	
	Average Employment	Average Wages	Average Employment	Average Wages	Average Employment	Average Wages
Total Covered Wages	28,968	\$22,670	35,159	\$29,138	33,647	\$30,556
Agriculture	60	\$16,759	97	\$22,627	88	\$28,276
Mining	*	*	*	*	*	*
Construction	1,792	\$24,896	2,012	\$28,975	1,860	\$31,731
Manufacturing	2,800	\$32,792	2,796	\$48,739	2,570	\$50,562
Trade, Utilities, & Transportation	6,139	\$20,787	6,289	\$26,203	6,318	\$26,559
Information	522	\$20,523	758	\$29,970	584	\$32,470
Financial Activities	1,437	\$26,330	1,793	\$37,162	1,769	\$38,141
Professional and Business Services	1,988	\$19,877	5,374	\$22,866	4,195	\$26,514
Educational and Health Services	2,539	\$25,047	3,290	\$28,589	3,536	\$28,631
Leisure and Hospitality	3,422	\$8,059	3,621	\$10,638	3,686	\$10,811
Other Services	873	\$17,249	778	\$23,351	760	\$23,545
Government	7,388	\$26,642	8,327	\$35,893	8,258	\$37,700

Per Capita Income	1998	1999	2000	2001	2002	2003	2004	2005	2006	2007
Bannock County	\$19,411	\$19,915	\$20,833	\$21,903	\$22,288	\$22,811	\$24,109	\$25,220	\$26,203	\$27,230
State of Idaho	\$21,789	\$22,786	\$24,077	\$25,024	\$25,234	\$25,543	\$27,389	\$28,681	\$30,374	\$31,804
United States	\$26,883	\$27,939	\$29,843	\$30,574	\$30,838	\$31,530	\$33,157	\$34,690	\$36,794	\$38,615

Information provided by Bureau of Economic Analysis



This county is served by the office located at the address below:
 Idaho Department of Labor
 430 N. 5th Ave.
 Pocatello, ID 83205-4087 Ph: (208) 236-6710

labor.idaho.gov

This publication is produced by the Idaho Department of Labor and is funded at least in part by federal grants from the U.S. Department of Labor. Costs associated with this specific publication are available by contacting the Idaho Department of Labor. The Idaho Department of Labor is an equal opportunity employer and service provider. Auxiliary aids and services are available upon request to individuals with disabilities. Dial 711 for TTY Idaho Relay Service.