



# Teton County

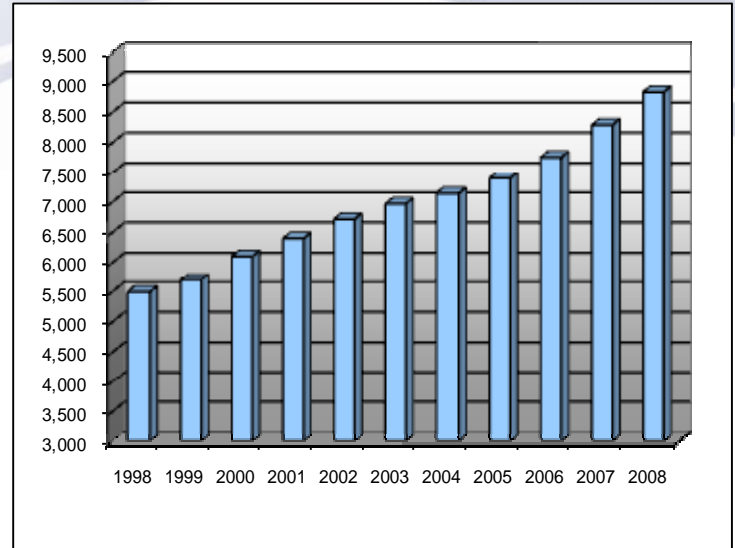
January 2010

## Population

Teton County, bordering Wyoming, has experienced one of the largest percentage population growths in the state – 61 percent from 5,496 in 1998 to 8,833 in 2008 to rank 30<sup>th</sup>.

The county has been a desirable location to many people who own second homes near the popular tourist locations of Jackson Hole and Grand Targhee Ski Resort in Wyoming. Many employers and employees of Wyoming businesses commute from Teton County. With natural, pristine landscapes and explosive residential construction, increases in population are expected to continue.

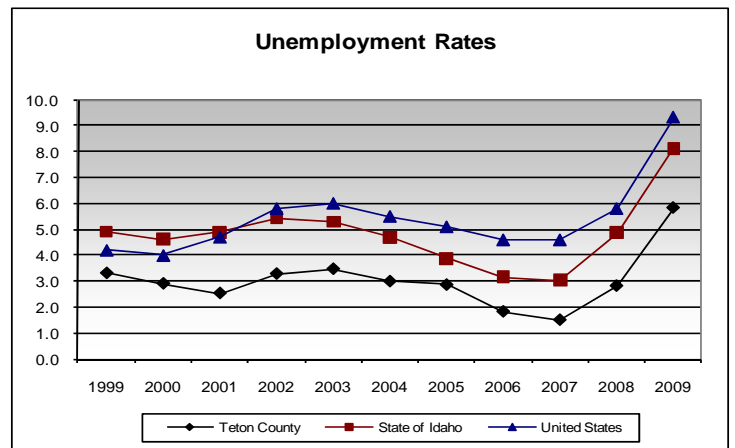
## Work Force Trends



## Labor Force & Employment

Teton County has had one of the lowest unemployment rates in the state, dipping to its lowest rate of the decade in 2007 at 1.5 percent. The rate has been significantly lower than both the state and national rates since 1998. Much of the county's employment is seasonal and depends on tourism, but officials are working toward more year-round employment. The 2001 recession affected the county in 2002 and 2003, and the current national recession has had an impact in 2008. But the county still has one of Idaho's lowest unemployment rates.

The county has five main industries – trade, leisure and hospitality, construction, professional and business services and government. State and local government jobs along with hospital and school employment make government the top employer. Trade and leisure and hospitality are high because of the local and national tourism market. With



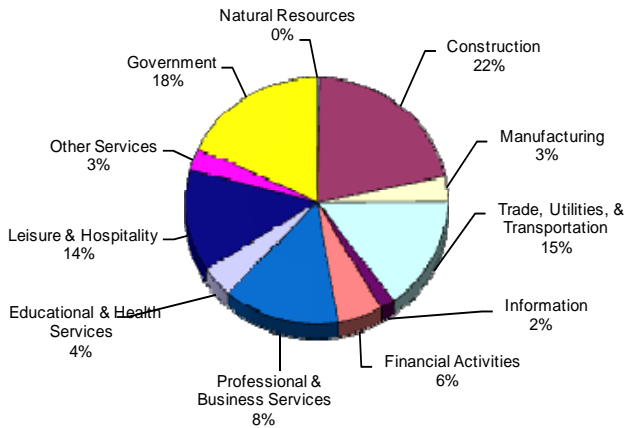
population growing so rapidly, residential and commercial construction has been heavy when weather permits but had slowed with the onset of the recession and is just starting to rebound. Many people commute from neighboring counties in Idaho for construction jobs in the area.

The pure tranquility and breathtaking beauty of the county encourages growth with little or no marketing. Infrastructure and utilities are trying to keep pace with the influx of people.

Labor Force	Dec 2008	Dec 2009
Civilian Labor Force	5,526	5,103
Total Employment	5,275	4,729
Unemployed	251	374
% of Labor Force Unemployed	4.5	7.3
State of Idaho % Unemployed	6.1	9.1
U.S. % Unemployed	7.4	10.0

Labor Force	1999	2000	2001	2002	2003	2004	2005	2006	2007	2008	2009
Civilian Labor Force	3,094	3,664	3,837	4,016	4,167	4,235	4,480	4,702	4,911	5,233	5,148
Unemployment	103	106	97	132	144	126	128	86	74	147	299
% of Labor Force Unemployed	3.3	2.9	2.5	3.3	3.5	3.0	2.8	1.8	1.5	2.8	5.8
Employment	2,991	3,558	3,740	3,885	4,023	4,109	4,352	4,616	4,837	5,086	4,849

## Nonfarm Payroll Jobs for 2008



## Covered Employment & Wages

Because so many Teton County residents commute to comparatively higher-paying jobs in Wyoming, the covered employment and wages for the county are essentially depressed because the data are gathered at the place of work, not residence. Covered employment in Teton County was up 2,204 jobs from 1998 to 2008 while average wages increased \$13,224. Information, financial services and construction showed the largest wage increases while construction added the most jobs.

Covered employment includes employers who are subject to state and federal unemployment insurance laws. These laws apply to approximately 92 percent of Idaho's employers.

## Major Employers

Broulim's Supermarket
MD Landscaping Inc.
Owen PC Construction
Teton County
Teton County School District #401
Teton Valley Hospital

## Eastern ID Occupational Wages\* Average Wage

Occupation	Average Wage
Agricultural Workers	\$8.59
Assemblers & Fabricators	\$13.36
Cashiers	\$8.17
Computer Support Specialists	\$18.65
Customer Service Reps	\$10.77
Farmworkers, Farm & Ranch	\$7.64
Food & Beverage Serving Workers	\$7.33
Licensed Practical & Vocational Nurses	\$16.22
Nursing Aides, Orderlies, and Attendants	\$10.05
Retail Sales Workers	\$10.31
Secretaries & Administrative Assistants	\$13.63
Woodworkers	\$12.08

\* Wages include 12 counties of eastern Idaho. Additional occupational wage data can be found on the Idaho Department of Labor Web site at [imi.idaho.gov](http://imi.idaho.gov).

Covered Employment & Average Annual Wages Per Job for 1998, 2007 & 2008	1998		2007		2008	
	Average Employment	Average Wages	Average Employment	Average Wages	Average Employment	Average Wages
<b>Total Covered Wages</b>	1,336	\$18,081	3,475	\$29,746	3,403	\$30,684
<b>Agriculture</b>	84	\$15,683	112	\$21,118	103	\$22,330
<b>Mining</b>	0	\$0	*	*	*	*
<b>Construction</b>	126	\$19,111	718	\$34,861	726	\$35,838
<b>Manufacturing</b>	18	\$18,570	148	\$25,953	103	\$27,739
<b>Trade, Utilities, &amp; Transportation</b>	301	\$18,665	513	\$25,882	504	\$26,231
<b>Information</b>	33	\$20,014	57	\$37,171	62	\$39,784
<b>Financial Activities</b>	41	\$19,826	169	\$37,063	177	\$30,447
<b>Professional and Business Services</b>	66	\$18,704	506	\$37,657	482	\$39,330
<b>Educational and Health Services</b>	52	\$20,330	130	\$21,289	139	\$20,257
<b>Leisure and Hospitality</b>	193	\$9,814	483	\$19,450	445	\$18,331
<b>Other Services</b>	28	\$21,368	64	\$29,283	76	\$29,930
<b>Government</b>	394	\$20,864	569	\$30,327	581	\$34,120

Per Capita Income	1998	1999	2000	2001	2002	2003	2004	2005	2006	2007
<b>Teton County</b>	\$16,882	\$18,099	\$18,634	\$20,124	\$20,337	\$20,456	\$23,131	\$24,256	\$26,039	\$29,112
<b>State of Idaho</b>	\$21,789	\$22,786	\$24,077	\$25,024	\$25,234	\$25,543	\$27,389	\$28,681	\$30,374	\$31,804
<b>United States</b>	\$26,883	\$27,939	\$29,843	\$30,574	\$30,838	\$31,530	\$33,157	\$34,690	\$36,794	\$38,615

Information provided by U.S. Census Bureau



This county is served by the office listed below:  
 Idaho Department of Labor  
 1133 Stocks Ave.  
 Rexburg, ID 83440 Ph: (208) 557-2501

[labor.idaho.gov](http://labor.idaho.gov)

This publication is produced by the Idaho Department of Labor and is funded at least in part by federal grants from the U.S. Department of Labor. Costs associated with this specific publication are available by contacting the Idaho Department of Labor. The Idaho Department of Labor is an equal opportunity employer and service provider. Auxiliary aids and services are available upon request to individuals with disabilities. Dial 711 for TTY Idaho Relay Service.