



# Franklin County

November 2009

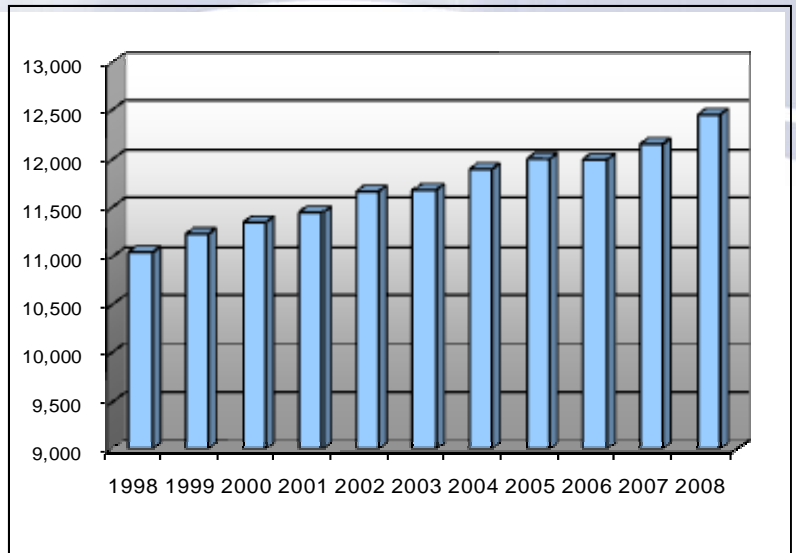
## Work Force Trends

### Population

Franklin County has experienced rapid population growth in the past 10 years. The population grew 12.7 percent from 11,050 in 1998 to 12,454 in 2008. Located on the Idaho-Utah border, the county became a magnet for Utah residents seeking available land, affordable housing and a rural lifestyle.

Franklin County is home to Franklin, Idaho's first city. The county seat, Preston, is also the largest city and the trade center for the county.

The county offers excellent fishing and hunting and beautiful hiking trails among its many mountains and lakes.

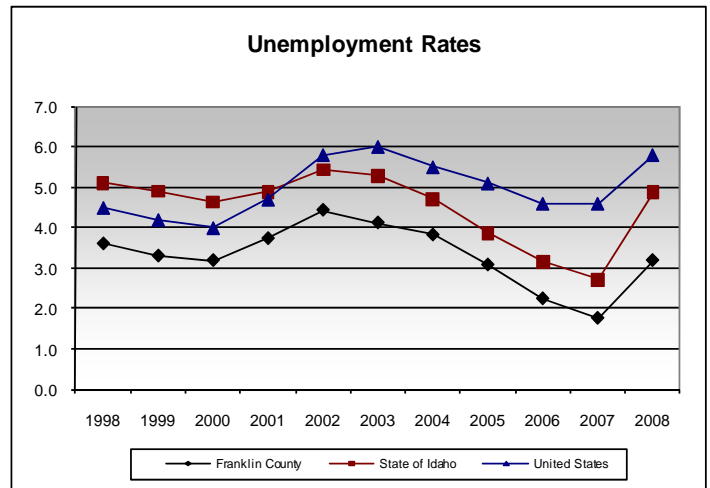


### Labor Force & Employment

With a diverse, skilled labor force, Franklin County has consistently had one of the lowest unemployment rates in southeastern Idaho. In 2008 the county's unemployment rate was 3.2 percent. Many residents commute to Logan, Utah, and some continue to work in the oil fields of neighboring Wyoming and Utah.

Both residential and commercial construction slowed from the fevered pace of 2007. Manufacturing jobs declined as national demand for products diminished.

Franklin County's civilian labor force grew 22.8 percent between 1998 and 2008. Ample employment opportunities, a unique lifestyle and outstanding recreational opportunities kept the population at home and enticed workers from other areas. Employment grew 45 percent as new jobs kept pace with the growing labor force.

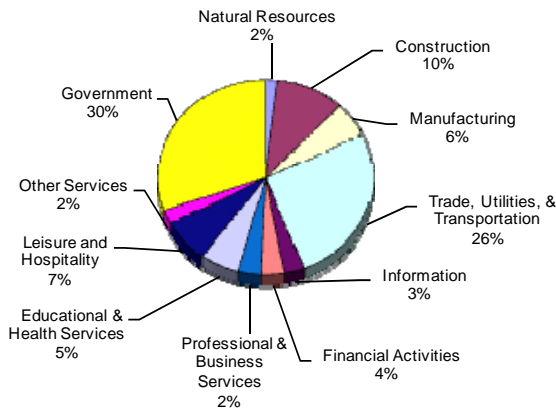


The county's economy depends heavily on agriculture but also benefits from manufacturing, retail trade and services. Most job growth occurred in services, trade and construction.

Labor Force	Oct 2008	Oct 2009
Civilian Labor Force	6,103	6,163
Total Employment	5,923	5,916
Unemployed	180	247
% of Labor Force Unemployed	2.9	4.0
State of Idaho % Unemployed	5.6	8.9
U.S. % Unemployed	6.6	10.2

Labor Force	1998	1999	2000	2001	2002	2003	2004	2005	2006	2007	2008
Civilian Labor Force	4,664	4,645	5,226	5,450	5,715	5,795	6,056	6,166	6,211	6,439	5,727
Unemployment	166	155	167	203	253	239	231	190	140	114	183
% of Labor Force Unemployed	3.6	3.3	3.2	3.7	4.4	4.1	3.8	3.1	2.2	1.8	3.2
Employment	4,498	4,490	5,059	5,246	5,462	5,557	5,824	5,976	6,072	6,326	5,545

## Nonfarm Payroll Jobs for 2008



## Industry Employment & Wages

Because of its large agricultural base, trade and manufacturing go hand in hand, providing 32 percent of all jobs in Franklin County. Agriculture accounts for 6 percent. When combined with the other two industries, nearly half of the jobs are agricultural or agriculture-related.

Government provides 29 percent of the jobs with the vast majority in public education.

Wages in Franklin County are lower than most of the state because a large number of jobs are in trade and services where pay is typically low.

Per capita personal income increased nearly 16 percent

## Major Employers

Bear River Publishing  
 Checketts Oxford Mtn. Farm  
 Egberts of Idaho, Inc  
 Lundahl Ironworks, Inc  
 Mountain West Driver Corp.  
 Pacific Power & Light  
 Ritewood, Inc.  
 Stokes Thriftway

## Occupational Wages\*

## Starting Wages

Cashiers	\$6.55
Cooks	\$7.00
Food & Beverage Servers	\$6.55
Janitors	\$6.86
Construction Laborers	\$8.10
Maids	\$6.83
Nurses, Registered	\$19.63
General Office Clerks	\$7.35
Auto Mechanics	\$10.24
Teachers	\$31,750.00

\* Additional occupational wage data can be found on the Idaho Department of Labor Web site at [lmi.idaho.gov](http://lmi.idaho.gov).

from 2006 to 2007 to \$26,050 and now ranks about mid-way among the counties.

Covered Employment & Average Annual Wages Per Job for 1998, 2007 & 2008	1998		2007		2008	
	Average Employment	Average Wages	Average Employment	Average Wages	Average Employment	Average Wages
Total Covered Wages	2,288	\$17,551	3,308	\$24,138	3,263	\$24,826
Agriculture	123	\$15,837	194	\$19,036	201	\$20,131
Mining	*	*	*	*	*	*
Construction	82	\$15,704	315	\$30,149	322	\$29,706
Manufacturing	219	\$25,392	216	\$52,670	184	\$47,119
Trade, Utilities & Transportation	545	\$19,737	828	\$24,052	808	\$25,824
Information	29	\$11,403	96	\$17,499	91	\$17,918
Financial Activities	68	\$16,533	122	\$24,771	104	\$23,964
Professional and Business Services	32	\$13,716	103	\$25,470	112	\$30,987
Educational and Health Services	115	\$14,182	180	\$19,036	185	\$22,699
Leisure and Hospitality	239	\$5,119	240	\$7,120	224	\$8,599
Other Services	67	\$17,840	49	\$18,102	57	\$16,970
Government	747	\$18,920	908	\$22,575	918	\$23,514

Per Capita Income	1998	1999	2000	2001	2002	2003	2004	2005	2006	2007
Franklin County	\$17,442	\$18,056	\$18,666	\$19,692	\$18,662	\$19,884	\$21,958	\$22,507	\$22,501	\$26,050
State of Idaho	\$21,789	\$22,786	\$24,077	\$25,024	\$25,234	\$25,543	\$27,389	\$28,681	\$30,374	\$31,804
United States	\$26,883	\$27,939	\$29,843	\$30,574	\$30,838	\$31,530	\$33,157	\$34,690	\$36,794	\$38,615

Information provided by Bureau of Economic Analysis



This county is served by the office listed below:  
 Idaho Department of Labor  
 430 N. 5th Ave.  
 Pocatello, ID 83205-4087 Ph: (208) 236-6710

[labor.idaho.gov](http://labor.idaho.gov)

This publication is produced by the Idaho Department of Labor and is funded at least in part by federal grants from the U.S. Department of Labor. Costs associated with this specific publication are available by contacting the Idaho Department of Labor. The Idaho Department of Labor is an equal opportunity employer and service provider. Auxiliary aids and services are available upon request to individuals with disabilities. Dial 711 for TTY Idaho Relay Service.