



# Boundary County

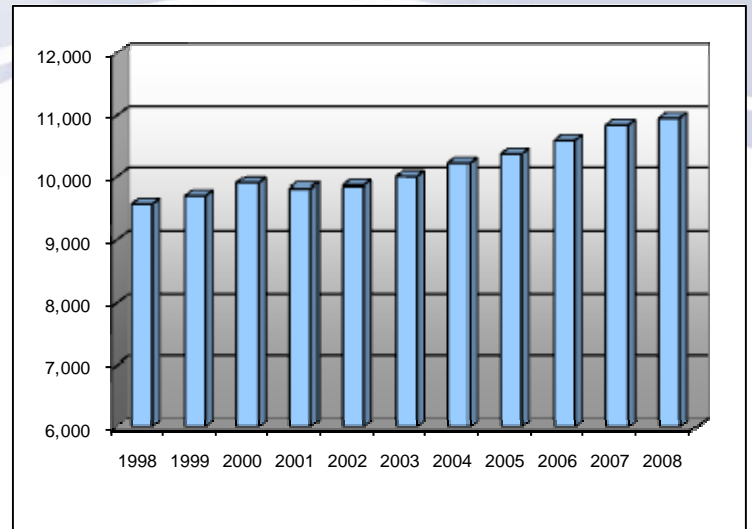
January 2010

## Work Force Trends

### Population

Boundary County's scenery, recreational opportunities, quality of life and expanding job market drew many new residents in the 1980s and 1990s. Around 2001, economic troubles began slowing population growth. It picked up around 2005 as the county's lower housing costs and rural lifestyle drew some people from neighboring Bonner County. From 1998 to 2008, the county's population grew 14 percent from 9,589 to 10,962 while Idaho's population grew 22 percent and the U.S. population grew 10 percent.

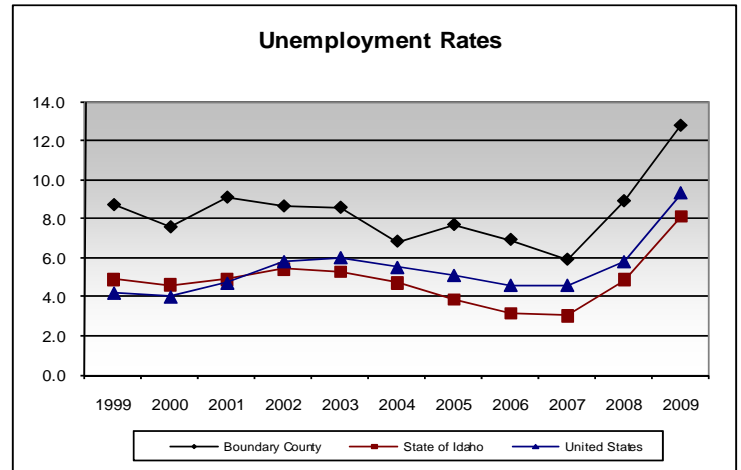
About 90 percent of the county is forested so most of its population lives in the Kootenai River Valley where Bonners Ferry has a population of 2,596 and Moyie Springs has a population of 727.



### Labor Force & Employment

Timber and agriculture are the county's mainstays. In 2003, one of its two largest mills closed, and as lumber prices fell to extremely low levels in the last two years, another 280 logging and mill jobs have disappeared. Agriculture's importance increased in the 1980s when Anheuser-Busch began growing hops at Elk Mountain Farms, and several ornamental tree nurseries and Christmas tree farms opened.

Boundary County diversified its economic base in the last two decades. In 1982, CEDU founded Rocky Mountain Academy, a boarding school for troubled teens. By 2004, CEDU's payroll was over 330, making it the county's largest employer. But in March 2005, CEDU went into bankruptcy and closed its schools. Late that year Idaho Educational Services took over the CEDU schools and currently employs about 150. In 1986, the Kootenai Tribe opened the Kootenai River Inn, giving the county's tourism



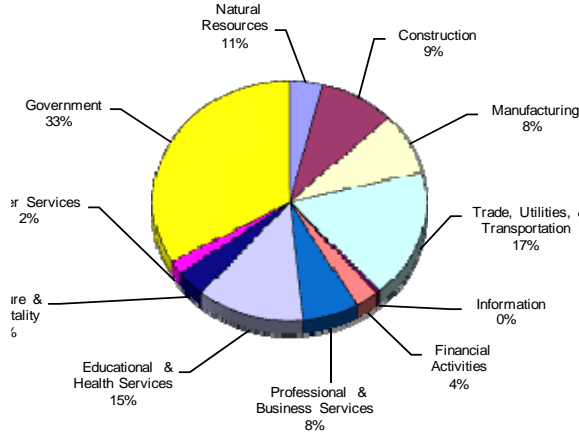
| Labor Force                 | Dec 2008 | Dec 2009 |
|-----------------------------|----------|----------|
| Civilian Labor Force        | 4,265    | 4,547    |
| Total Employment            | 3,783    | 3,799    |
| Unemployed                  | 482      | 749      |
| % of Labor Force Unemployed | 11.3     | 16.5     |
| State of Idaho % Unemployed | 6.1      | 9.1      |
| U.S. % Unemployed           | 7.4      | 10.0     |

sector new potential. In the 1990s, it added a casino. The county also benefits from post-2001 employment increases at its two ports of entry into Canada. Bonners Ferry, named by tourists as Idaho's "friendliest city," has made major improvement to its downtown to attract more visitors.

Boundary Economic Development pursues ways to overcome the effects of the Welco mill closure in Dec. 2009 and earlier closures, and restore the growth the county enjoyed in the 1980s and 1990s.

| Labor Force                 | 1999  | 2000  | 2001  | 2002  | 2003  | 2004  | 2005  | 2006  | 2007  | 2008  | 2009  |
|-----------------------------|-------|-------|-------|-------|-------|-------|-------|-------|-------|-------|-------|
| Civilian Labor Force        | 4,469 | 4,224 | 4,036 | 4,043 | 4,188 | 4,305 | 4,196 | 4,178 | 4,077 | 4,193 | 4,354 |
| Unemployment                | 387   | 319   | 367   | 349   | 359   | 293   | 322   | 289   | 240   | 373   | 557   |
| % of Labor Force Unemployed | 8.7   | 7.6   | 9.1   | 8.6   | 8.6   | 6.8   | 7.7   | 6.9   | 5.9   | 8.9   | 12.8  |
| Employment                  | 4,082 | 3,904 | 3,670 | 3,694 | 3,830 | 4,011 | 3,874 | 3,890 | 3,837 | 3,820 | 3,797 |

## Nonfarm Payroll Jobs for 2008



## Economic Development

The county's long-term success in diversifying and expanding its economy provides a good environment for attracting new businesses. Population growth and increased tourism also help the county's businesses thrive.

From 1998 to 2008, the number of private-sector employers in Boundary County grew 23 percent from 359 to 443. The industries creating the most new businesses were construction at 20, professional and business services at 14, educational, health care and social services at 14, and transportation at seven and manufacturing, at six.

### Large Employers

|  |
|--|
| Boundary Community Hospital                      |
| Boundary Regional Community Health (clinic)      |
| Boundary Trading Co. (food & drug store)         |
| Elk Mountain Farms                               |
| Idaho Educational Services (schools)             |
| Idaho Forest Group (mill)                        |
| Kootenai River Inn & Casino                      |
| U.S. Government (border patrol & forest service) |

### Occupational Wages\*

### Starting Wage

|                           |         |
|---------------------------|---------|
| Bookkeepers               | \$8.50  |
| Carpenters, Journey-level | \$16.00 |
| Cashiers                  | \$7.00  |
| Clerks, General Office    | \$8.00  |
| Clerks, Retail            | \$7.25  |
| Cooks, Restaurant         | \$7.50  |
| Farm Workers              | \$7.75  |
| Janitors                  | \$8.50  |
| Laborers, General         | \$9.00  |
| Millwrights               | \$15.75 |
| Nurses, Registered        | \$18.00 |
| Sawmill Workers           | \$11.25 |
| Secretaries, General      | \$8.75  |
| Truck Drivers, Heavy      | \$12.25 |

\* Additional occupational wage data can be found on the Idaho Department of Labor Web site at [lmi.idaho.gov](http://lmi.idaho.gov).

| Covered Employment & Average Annual Wages Per Job for 1998, 2007 & 2008 | 1998               |               | 2007               |               | 2008               |               |
|---|--------------------|---------------|--------------------|---------------|--------------------|---------------|
|   | Average Employment | Average Wages | Average Employment | Average Wages | Average Employment | Average Wages |
| <b>Total Covered Wages</b>  | 3,412              | \$21,765      | 3,561              | \$28,232      | 3,538              | \$29,987      |
| Agriculture   | 400                | \$23,889      | 411                | \$32,034      | 378                | \$38,115      |
| Mining  | *                  | *             | *                  | *             | *                  | *             |
| Construction  | 171                | \$21,641      | 336                | \$32,531      | 295                | \$29,884      |
| Manufacturing   | 500                | \$28,702      | 303                | \$31,799      | 271                | \$35,303      |
| Trade, Utilities & Transportation                                       | 556                | \$18,189      | 548                | \$27,315      | 573                | \$28,676      |
| Information   | 26                 | \$16,635      | 15                 | \$16,379      | 18                 | \$15,526      |
| Financial Activities  | 67                 | \$15,275      | 92                 | \$36,163      | 91                 | \$37,268      |
| Professional and Business Services                                      | 114                | \$24,915      | 412                | \$29,167      | 221                | \$24,364      |
| Educational and Health Services   | 402                | \$23,001      | 223                | \$22,325      | 422                | \$28,071      |
| Leisure and Hospitality   | 294                | \$9,089       | 124                | \$9,444       | 120                | \$10,466      |
| Other Services  | 42                 | \$14,813      | 57                 | \$26,049      | 62                 | \$23,025      |
| Government  | 807                | \$23,237      | 1,040              | \$27,512      | 1,085              | \$30,643      |

| Per Capita Income | 1998     | 1999     | 2000     | 2001     | 2002     | 2003     | 2004     | 2005     | 2006     | 2007     |
|-------------------|----------|----------|----------|----------|----------|----------|----------|----------|----------|----------|
| Boundary County   | \$16,488 | \$16,926 | \$17,077 | \$17,359 | \$18,038 | \$18,476 | \$19,090 | \$19,572 | \$20,448 | \$21,314 |
| State of Idaho    | \$21,789 | \$22,786 | \$24,077 | \$25,024 | \$25,234 | \$25,543 | \$27,389 | \$28,681 | \$30,374 | \$31,804 |
| United States     | \$26,883 | \$27,939 | \$29,843 | \$30,574 | \$30,838 | \$31,530 | \$33,157 | \$34,690 | \$36,794 | \$38,615 |

Information provided by Bureau of Economic Analysis

This county is served by the office listed below:  
 Idaho Department of Labor  
 6541 Main St.  
 Bonners Ferry, ID 83805-9779 Ph: (208) 267-5581

[labor.idaho.gov](http://labor.idaho.gov)

